

**The Mayors Proposed Budget Message  
Presented to the Board of Estimate and Apportionment  
Mayor Robert M. Palmieri  
City of Utica, New York  
February 1, 2021**

Given the challenging and unprecedented nature of 2020, my Administration's top priority was to protect the fiscal health of the city.

Hundreds of thousands of Americans have died due to the Coronavirus pandemic and millions are experiencing economic hardship. State and local governments are not immune to the negative fiscal impacts of the pandemic and my Administration, in collaboration with City Comptroller Bill Morehouse and the Common Council, took the following proactive and necessary actions;

- Reduced spending of daily operations
- Decreased major capital purchases by 75%
- Instituted a hiring freeze for all vacant positions
- Temporarily eliminated 80% of part-time employees
- Reduced non-essential overtime
- Reduced salary of several part-time employees
- Sought voluntary furlough for certain full-time positions
- Issued an early retirement incentive program for CSEA members and nonunion employees

**While these measures were necessary to offset the immediate fiscal impact of the pandemic; the key for future growth and prosperity is for the city to build on its accomplishments of expanding our tax base, increasing sales tax revenue, effectively marketing and selling city owned properties to private developers, as well as continuing the transformative economic development that was occurring prior to the pandemic.**

Fortunately, major projects in the city are moving forward such as the downtown medical campus, development of Harbor Point, the new Utica Fitness Mill, a 150-unit housing project at Globe Mill in west Utica, a 60-unit housing project in lower-east Utica (Starting Line Apartments) and the redevelopment of the former Utica Steam Cotton Factory in downtown.

In addition, the city is moving forward on a major initiative, the purchasing of street lights from National Grid. Nearly three-fourths of the city's street lights have been converted to LED with the remaining lights expected to be converted by spring (2021). This project will save the city money, while upgrading our infrastructure and reducing greenhouse emissions.

Recognizing the need to assist businesses, homeowners and renters, the city's Economic Development staff crafted plans which allocated over \$300,000 to 33 existing businesses within the city, as well as provide \$1 million to residents impacted by the pandemic to help pay their rent or mortgage.

As a result of conservative and strategic budgeting, the city maintained its financial position despite the pandemic. Over the past several years, Fitch Ratings, Moody's and Standard & Poor's Global Ratings (S&P Global) have all upgraded Utica's credit rating.

One of the city's most significant financial successes is the rebuilding of our fund balance. The Government Finance Officers Association (GFOA) recommends a \$12 million fund balance given the size of Utica's budget. In 2012, the city's fund balance was **negative** \$15,000.

Last month, the city secured its 8<sup>th</sup> consecutive budget surplus increasing our fund balance to over \$8 million, its highest level in decades. To go from a fund balance of **negative** \$15,000 (2012) to over \$8 million in nine years is a tremendous accomplishment, but we are not yet at our goal.



After countless meetings with department heads and our budget office, the proposed budget for FY 2021-2022 is \$72.7 million, which increases spending by less than 1% annually over a 13-year span. Given the increases in mandated costs over the past decade, this is a strong testament to the city's continued fiscal discipline.

The cumulative impact of expanding our tax base, increasing sales tax revenue and purchasing our street lights has a substantive, positive effect on the budget. Our residents made enough sacrifices in 2020 and they shouldn't be expected to pay more taxes. As a result, I am pleased to announce my FY 2021-2022 proposed budget comes with no tax increase.

As previously stated, no municipality is immune to the fiscal impacts of the pandemic. Unfortunately, Oneida County had to cut approximately \$300,000 in funding to the city codes department. The proposed budget utilizes a portion of fund balance to offset the county's cut in order to maintain this important service, as well as ensure our residents don't pay any additional taxes.

I emphasize to the Members of the Board of Estimate & Apportionment, the Common Council and public that approximately 90% of the proposed budget is comprised of mandates and contractual obligations. Given this reality, it will be very difficult to maintain the services our residents deserve should this budget be cut or reduced.

The track record and credibility of this Administration in improving the finances of Utica is strong. For the tenth consecutive year, I am proposing a fiscally responsible budget which provides the services and resources needed for continued economic development.

Together, we have made a significant impact in improving Utica's outlook and future. I look forward to working with residents and my colleagues in city government as we strive to keep Utica moving in the right direction.



ROBERT M. PALMIERI  
MAYOR  
CITY OF UTICA

# MAYOR'S PROPOSED BUDGET

# FY 2021 - 2022





ROBERT M. PALMIERI  
MAYOR  
CITY OF UTICA

**Given the challenging and unprecedented nature of 2020, my Administration's top priority was to protect the fiscal health of the city. Hundreds of thousands of American's have died due to the Coronavirus pandemic and millions are experiencing economic hardship.**





ROBERT M. PALMIERI  
MAYOR  
CITY OF UTICA

**State and local governments are not immune to the negative fiscal impacts of the pandemic and my Administration, in collaboration with City Comptroller Bill Morehouse and the Common Council, took the following proactive and necessary actions:**

- Reduced spending of daily operations
- Decreased major capital purchases by 75%
- Instituted a hiring freeze for all vacant positions
- Temporarily eliminated 80% of part-time employees
  - Reduced non-essential overtime
  - Reduced salary of several part-time employees
- Sought voluntary furlough for certain full-time positions
- Issued an early retirement incentive program for CSEA members and nonunion employees





ROBERT M. PALMIERI  
MAYOR  
CITY OF UTICA

As a result of these actions we secured an

# 8th Consecutive Budget Surplus

FY 2012-2013

**+\$931K**

FY 2013-2014

**+\$1.5M**

FY 2014-2015

**+\$345K**

FY 2015-2016

**+\$750K**

FY 2016-2017

**+\$377K**

FY 2017-2018

**+\$531K**

FY 2018-2019

**+\$667K**

FY 2019-2020

**+\$1.0M**





ROBERT M. PALMIERI  
MAYOR  
CITY OF UTICA

## GOAL LINE

The Government Finance Officers Association (GFOA) recommends a \$12 million Fund Balance given the size of Utica's budget. Our Fund Balance has grown from negative \$15,000 in 2012 to \$8 million today, its highest level in decades. We've made tremendous progress, but we are not yet at our goal.







ROBERT M. PALMIERI  
MAYOR  
CITY OF UTICA

**While the city had to make difficult budget decisions, we also had a responsibility to assist businesses, homeowners and renters who were negatively impacted by the pandemic.**

**The city's Economic Development staff took action and crafted plans which allocated over \$300,000 to 33 existing businesses within the city, as well as provide \$1 million to residents impacted by the pandemic to help pay their rent or mortgage.**





ROBERT M. PALMIERI  
MAYOR  
CITY OF UTICA

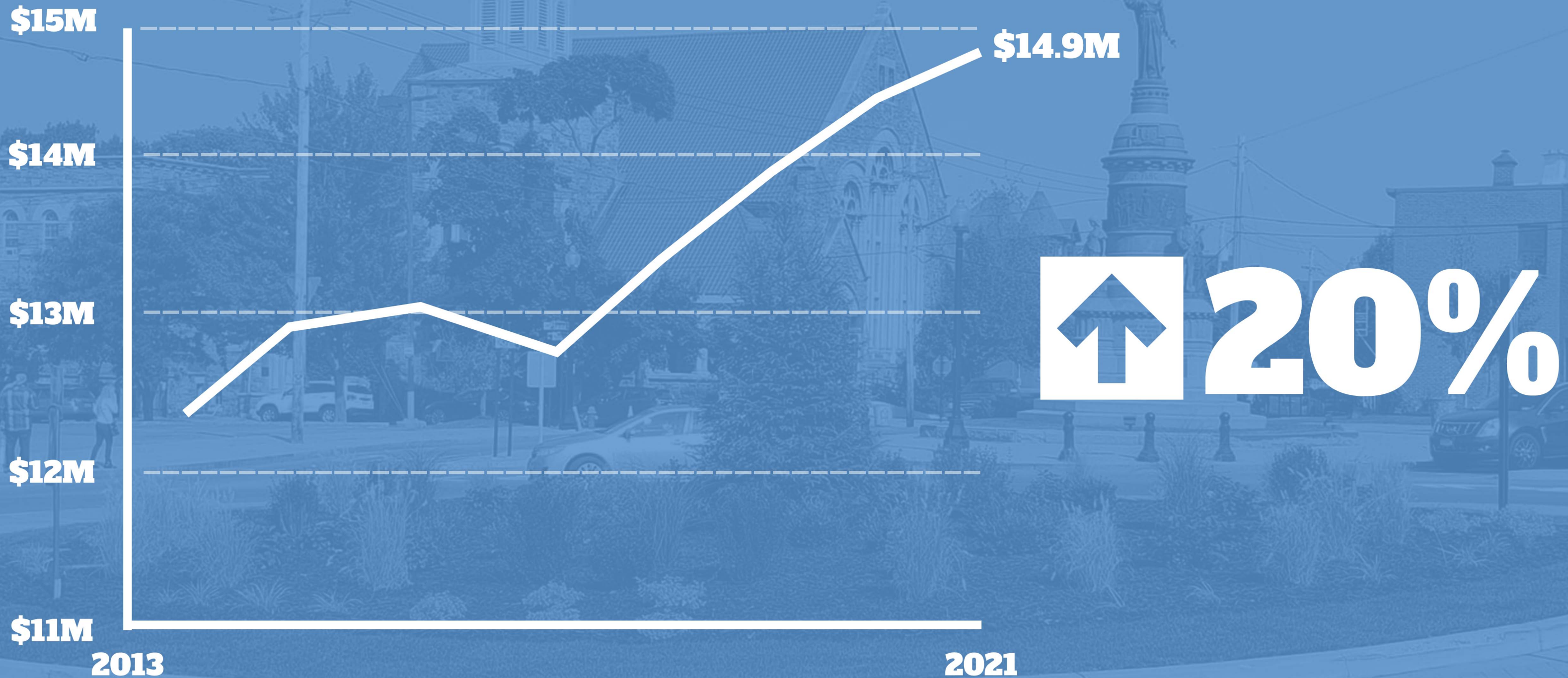
**The key for future growth and prosperity is for the city to build on its accomplishments of expanding our tax base, increasing sales tax revenue, effectively marketing and selling city-owned properties to private developers, as well as continuing the transformative economic development that was occurring prior to the pandemic.**





ROBERT M. PALMIERI  
MAYOR  
CITY OF UTICA

# Despite the Pandemic, Sales Tax is Rising.







ROBERT M. PALMIERI  
MAYOR  
CITY OF UTICA

## Major projects in the city are moving forward such as:

Photo Credit: MVHS



Photo Credit: Bonacci Architects



Photo Credit: Utica Observer-Dispatch



- Downtown Medical Campus
- Development of Harbor Point
  - New Utica Fitness Mill
- 150-unit Housing Project at Globe Mill in West Utica
- 60-unit Housing Project in Lower-East Utica (Starting Line Apartments)
- Redevelopment of the Former Utica Steam Cotton Factory in Downtown





ROBERT M. PALMIERI  
MAYOR  
CITY OF UTICA

The city is moving forward on a major initiative, the purchasing of street lights from National Grid. Nearly three-fourths of the city's street lights have been converted to LED with the remaining lights expected to be converted by spring (2021). This project will save the city money, while upgrading our infrastructure and reducing greenhouse emissions.





**ROBERT M. PALMIERI**  
**MAYOR**  
**CITY OF UTICA**

**Due to conservative and strategic budgeting, the City maintained its financial position despite the pandemic.**

**Over the past several years, Fitch Ratings, Moody's and Standard & Poor's Global Ratings (S&P Global) have all upgraded Utica's credit rating.**





ROBERT M. PALMIERI  
MAYOR  
CITY OF UTICA

## City of Utica Credit Ratings:

**A**

**UPGRADED**

**A**

*Fitch Ratings*

*Moody's*

*S&P Global\**

**\*First "A" Rating with S&P Global in over 30 years.**





ROBERT M. PALMIERI  
MAYOR  
CITY OF UTICA

**The track record and credibility of this Administration in improving the finances of Utica is strong among experts in the financial community.**

**For the tenth consecutive year, I am proposing a fiscally responsible budget which provides the services and resources needed for continued economic growth.**





ROBERT M. PALMIERI  
MAYOR  
CITY OF UTICA

The City's Budget in FY 2008-2009 was

**\$66.8 Million**



ROBERT M. PALMIERI  
MAYOR  
CITY OF UTICA

My Proposed Budget for FY 2021-2022 is

**\$72.7 Million**

*<1% increase in spending annually over 13 years.*





ROBERT M. PALMIERI  
MAYOR  
CITY OF UTICA

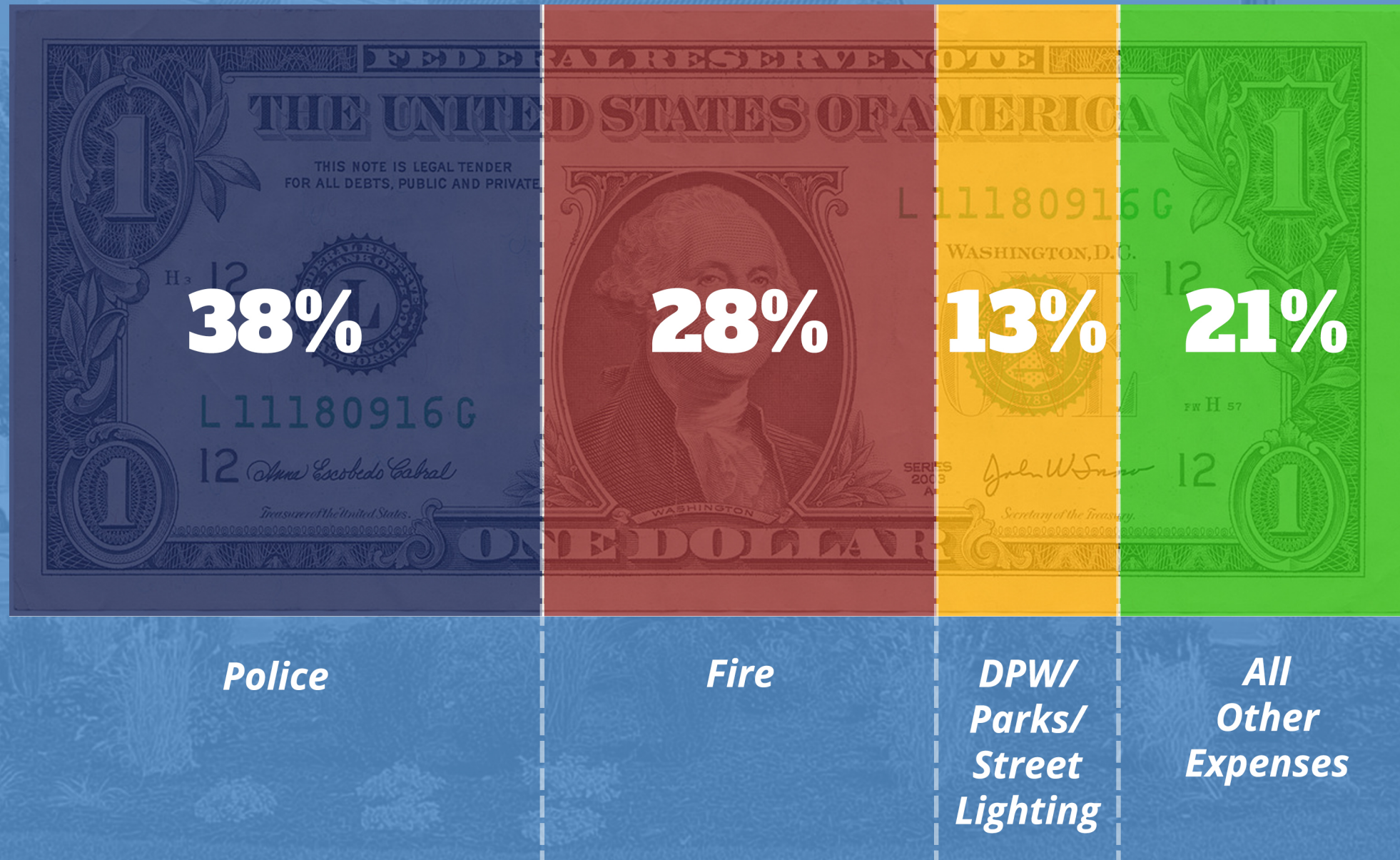
**Given the increases in mandated costs over the past decade, this is a strong testament to the city's continued fiscal discipline.**





ROBERT M. PALMIERI  
MAYOR  
CITY OF UTICA

## City's Budget Breakdown







ROBERT M. PALMIERI  
MAYOR  
CITY OF UTICA

**Approximately 90% of every dollar in the city budget is committed to mandated and contractual expenses...**



***The discretionary 10% covers necessities like equipment, fuel, supplies, road salt, and the sidewalk program.***





ROBERT M. PALMIERI  
MAYOR  
CITY OF UTICA

**By everyone working together, we were able to protect the city's finances from the negative fiscal impact of the pandemic.**





ROBERT M. PALMIERI  
MAYOR  
CITY OF UTICA

As a result, I'm pleased to announce my  
FY 2021-2022 Proposed Budget comes with

# No Tax Increase





ROBERT M. PALMIERI  
MAYOR  
CITY OF UTICA

*Let's keep Utica moving in the right direction!*





**Thank You**


---

ROBERT M. PALMIERI  
MAYOR  
CITY OF UTICA

---

# CITY OF UTICA

## NEW YORK



2021 - 2022

MAYORAL PROPOSED BUDGET

FEBRUARY 1, 2021

Mayor Robert M. Palmieri



# Table of Contents

Mayor's Budget Message	I-II	Comptroller	14
Tax Information	III-VII	Budget	15
<u>General Fund Estimated Revenues</u>		Purchasing	15
Real Property Taxes	1	Board of Contract and Supply	16
Other Real Property Taxes	1	Assessment	16
Non-property Tax Items	4	City Clerk	17
Departmental Income	5	Corporation Counsel	17
Intergovernmental Charges	7	Civil Service	18
Use of Money and Property	7	Mail	18
Licenses and Permits	8	Human Resources	19
Fines and Forfeitures	8	Engineering	19
Sale of Property and Compensation for Loss	9	DPW Administration	20
Miscellaneous Revenue	9	City Hall Maintenance	21
Interfund Revenue	10	Facilities	21
Oneida County Revenue	10	DPW Central Garage	22
State Revenue	10	Information Technology	22
Federal Revenue	12	Other General Government	23
Transfer from Other Funds	12	Police Administration	23
Installment Purchase	12	Police Administrative Division	25
Appropriation of Fund Balance	12	Police Uniform	26
<u>General Fund Estimated Expenditure</u>		Police Criminal Investigation Division	26
Common Council	13	Police Special Services	27
Board of Estimate and Apportionment	13	Police Child Advocacy Center	29
Mayor	13	Court Security	31
		City Court	32
		Crossing Guards	34
		Sign Shop	34
		Parking Enforcement/Animal Control	35
		Fire Administration	36

# Table of Contents

Fire Line	37	DPW Street Cleaning	51
Fire Prevention	38	DPW Demolitions	52
Fire Training	39	General City Employee Benefits	52
Fire Communication	39	DPW Employee Benefits	52
Fire Mechanic	39	Fire Employee Benefits	53
Fire EMT	40	Police Employee Benefits	53
Electrical Exams	41	Bond Anticipation Notes	53
Building Codes	41	Revenue Anticipation Notes	53
City Codes	42	Transfers to Other Funds	54
DPW Street Maintenance	42	General Fund Contingency	54
DPW Garage	43		
Street Lighting	43	Table of Organization – General Fund	55-71
Parking Garages	44		
Parking Administration	44	<u>Sewer Fund Estimated Revenues</u>	72
Parks Maintenance	45		
Infrastructure	46	<u>Sewer Fund Estimated Expenditures</u>	
Playgrounds	46		
Tennis	47	Sewer Expenditures	73
Pools	47	Sewer Long-term Debt	74
Marina	47	Sewer Bond Anticipation Notes	75
Ski Chalet	48	Sewer Contingency	75
Bertolini Clubhouse	48		
Youth Bureau	49	Sewer Fund Table of Organization	76
Celebrations	49		
Parkway Recreation Center	50	<u>Capital Fund Estimated Revenues</u>	77
Softball	50		
Payments to Outside Agencies	50	<u>Capital Fund Estimated Expenditures</u>	78
Zoning	50		
Planning	51	<u>Debt Service Fund Estimated Revenues</u>	79

# Table of Contents

## Debt Service Fund Estimated Expenditures

Debt Service Serial Bonds	80
Other Long-term Debt	81
<u>47<sup>th</sup> Year CDBG Estimated Revenues</u>	82
<u>47<sup>th</sup> Year CDBG Estimated Expenditures</u>	83
47 <sup>th</sup> Year Table of Organization	85
<u>Section 8 Estimated Revenues</u>	86
<u>Section 8 Estimated Expenditures</u>	87
Section 8 Table of Organization	90
<u>Urban Renewal Estimated Revenues</u>	91
<u>Urban Renewal Estimated Expenditures</u>	92
Urban Renewal Table of Organization	94
<u>Golf Fund Estimated Revenues</u>	95
<u>Golf Fund Estimated Expenditures</u>	96
Golf Fund Table of Organization	98

**The Mayors Proposed Budget Message  
Presented to the Board of Estimate and Apportionment  
Mayor Robert M. Palmieri  
City of Utica, New York  
February 1, 2021**

Given the challenging and unprecedented nature of 2020, my Administration's top priority was to protect the fiscal health of the city.

Hundreds of thousands of American's have died due to the Coronavirus pandemic and millions are experiencing economic hardship. State and local governments are not immune to the negative fiscal impacts of the pandemic and my Administration, in collaboration with City Comptroller Bill Morehouse and the Common Council, took the following proactive and necessary actions;

- Reduced spending of daily operations
- Decreased major capital purchases by 75%
- Instituted a hiring freeze for all vacant positions
- Temporarily eliminated 80% of part-time employees
- Reduced non-essential overtime
- Reduced salary of several part-time employees
- Sought voluntary furlough for certain full-time positions
- Issued an early retirement incentive program for CSEA members and nonunion employees



**While these measures were necessary to offset the immediate fiscal impact of the pandemic; the key for future growth and prosperity is for the city to build on its accomplishments of expanding our tax base, increasing sales tax revenue, effectively marketing and selling city owned properties to private developers, as well as continuing the transformative economic development that was occurring prior to the pandemic.**

Fortunately, major projects in the city are moving forward such as the downtown medical campus, development of Harbor Point, the new Utica Fitness Mill, a 150-unit housing project at Globe Mill in west Utica, a 60-unit housing project in lower-east Utica (Starting Line Apartments) and the redevelopment of the former Utica Steam Cotton Factory in downtown.

In addition, the city is moving forward on a major initiative, the purchasing of street lights from National Grid. Nearly three-fourths of the city's street lights have been converted to LED with the remaining lights expected to be converted by spring (2021). This project will save the city money, while upgrading our infrastructure and reducing greenhouse emissions.

Recognizing the need to assist businesses, homeowners and renters, the city's Economic Development staff crafted plans which allocated over \$300,000 to 33 existing businesses within the city, as well as provide \$1 million to residents impacted by the pandemic to help pay their rent or mortgage.

As a result of conservative and strategic budgeting, the city maintained its financial position despite the pandemic. Over the past several years, Fitch Ratings, Moody's and Standard & Poor's Global Ratings (S&P Global) have all upgraded Utica's credit rating.

One of the city's most significant financial successes is the rebuilding of our fund balance. The Government Finance Officers Association (GFOA) recommends a \$12 million fund balance given the size of Utica's budget. In 2012, the city's fund balance was **negative** \$15,000.

Last month, the city secured its 8<sup>th</sup> consecutive budget surplus increasing our fund balance to over \$8 million, its highest level in decades. To go from a fund balance of **negative** \$15,000 (2012) to over \$8 million in nine years is a tremendous accomplishment, but we are not yet at our goal.

After countless meetings with department heads and our budget office, the proposed budget for FY 2021-2022 is \$72.7 million, which increases spending by less than 1% annually over a 13-year span. Given the increases in mandated costs over the past decade, this is a strong testament to the city's continued fiscal discipline.

The cumulative impact of expanding our tax base, increasing sales tax revenue and purchasing our street lights has a substantive, positive effect on the budget. Our residents made enough sacrifices in 2020 and they shouldn't be expected to pay more taxes. As a result, I am pleased to announce my FY 2021-2022 proposed budget comes with no tax increase.

As previously stated, no municipality is immune to the fiscal impacts of the pandemic. Unfortunately, Oneida County had to cut approximately \$300,000 in funding to the city codes department. The proposed budget utilizes a portion of fund balance to offset the county's cut in order to maintain this important service, as well as ensure our residents don't pay any additional taxes.

I emphasize to the Members of the Board of Estimate & Apportionment, the Common Council and public that approximately 90% of the proposed budget is comprised of mandates and contractual obligations. Given this reality, it will be very difficult to maintain the services our residents deserve should this budget be cut or reduced.

The track record and credibility of this Administration in improving the finances of Utica is strong. For the tenth consecutive year, I am proposing a fiscally responsible budget which provides the services and resources needed for continued economic development.

Together, we have made a significant impact in improving Utica's outlook and future. I look forward to working with residents and my colleagues in city government as we strive to keep Utica moving in the right direction.

# **TAX INFORMATION**



## TAX INFORMATION

### VALUATIONS

Years Ended March 31	2013-14	2014-15	2015-16	2016-17	2017-18	2018-19	2019-20	2020-21	2021-2022
Assessed Valuations	\$ 1,072,912,575	\$ 1,068,893,073	\$ 1,077,890,514	\$ 1,079,583,546	\$ 1,084,312,786	\$ 1,086,019,843	\$ 1,098,161,682	\$ 1,104,062,642	\$ 1,112,595,719
State Equalization Rates	74%	75%	76%	70%	72%	68%	67.5%	63.0%	59.5%
Full Valuation	1,449,881,858	1,425,190,764	1,418,276,992	1,542,262,209	1,505,989,981	1,597,088,004	1,626,906,196	1,751,646,267	1,869,908,771

### TAX RATE PER THOUSAND

Years Ended March 31	2013-14	2014-15	2015-16	2016-17	2017-18	2018-19	2019-20	2020-21	2020-21
Tax Rates	\$ 23.21691311	\$ 25.24554306	\$ 25.03488248	\$ 25.47324994	\$ 25.47324994	\$ 27.09164269	\$ 26.52904426	\$ 27.03188792	\$ 27.03188792
Total Tax Levy	\$ 24,909,718	\$ 26,984,862	\$ 26,984,862	\$ 27,500,502	\$ 27,620,971	\$ 29,422,062	\$ 29,133,180	\$ 29,844,898	\$ 30,075,565
LESS: (Allowance Account)	\$ (934,114)	\$ (1,011,932)	\$ (1,011,932)	\$ (1,073,045)	\$ (828,629)	\$ (506,031)	\$ (501,062)	\$ (441,058)	\$ (444,465)
Taxes Available for Budget Purposes	\$ 23,975,604	\$ 25,972,930	\$ 25,972,930	\$ 26,427,456	\$ 26,792,341	\$ 28,916,031	\$ 28,632,118	\$ 29,403,840	\$ 29,631,100



R/S	Name	# Parcels	Land Assessed Value	Total Assessed Value	Taxable Value			Village
					County	Town/City	School	
1	Taxable	19,906	190,022,202	1,097,574,545	1,044,584,458	1,052,882,642	1,075,562,309	0
5	Special Franch.	20	700	42,398,668	42,398,668	42,398,668	42,398,668	0
6	Utility	28	491,376	14,160,415	14,160,415	14,160,415	14,160,415	0
7	Ceiling RR	1	100	3,153,994	3,153,994	3,153,994	3,153,994	0
8	Wholly Exmpt	1,663	46,789,296	549,214,990	0	0	0	0
City Totals:		21,618	237,303,674	1,706,502,612	1,104,297,535	1,112,595,719	1,135,275,386	0

Equalized Total Assessed Value 2,868,071,617

Exemption Code	Exemption Name	Statutory Authority	Number of Exemptions	Total Equalized Value of Exemptions	Percent of Value Exempted
12100	NYS - GENERALLY	RPTL 404(1)	91	57,024,366	1.99
13100	CO - GENERALLY	RPTL 406(1)	41	100,039,916	3.49
13350	CITY - GENERALLY	RPTL 406(1)	372	61,443,782	2.14
13800	SCHOOL DISTRICT	RPTL 408	32	49,860,336	1.74
13890	PUBLIC AUTHORITY - LOCAL	RPTL 412	32	65,481,176	2.28
14100	USA - GENERALLY	RPTL 400(1)	6	13,116,134	0.46
18020	MUNICIPAL INDUSTRIAL DEV AGENC	RPTL 412-a	85	127,597,667	4.45
18060	URBAN REN: OWNER-MUN U R AGENC	GEN MUNY 555 & 560	85	2,947,059	0.10
18080	MUN HSNG AUTH-FEDERAL/MUN AIDE	PUB HSNG L 52(3)&(5)	4	1,189,950	0.04
18120	NYS HOUSING FINANCE AGENCY SUBS	P H F I L 45-b,c, 53	270	27,472,773	0.96
18130	UDC OWNED HOUSING PROJECT	MC K UCON L 6272	2	11,612,269	0.40
21600	RES OF CLERGY - RELIG CORP OWN	RPTL 462	1	92,437	0.00
25110	NONPROF CORP - RELIG(CONST PRO	RPTL 420-a	265	52,409,546	1.83
25120	NONPROF CORP - EDUCL(CONST PRO	RPTL 420-a	40	62,299,244	2.17
25130	NONPROF CORP - CHAR (CONST PRO	RPTL 420-a	49	10,744,101	0.37
25210	NONPROF CORP - HOSPITAL	RPTL 420-a	71	149,810,420	5.22
25230	NONPROF CORP - MORAL/MENTAL IM	RPTL 420-a	69	17,941,849	0.63
25300	NONPROF CORP - SPECIFIED USES	RPTL 420-b	80	38,410,588	1.34
25400	FRATERNAL ORGANIZATION	RPTL 428	3	305,882	0.01
25900	SYSTEM CODE	STATUTORY AUTH NOT DEFINED	1	33,613	0.00
26100	VETERANS ORGANIZATION	RPTL 452	3	613,445	0.02
26250	HISTORICAL SOCIETY	RPTL 444	6	695,630	0.02
27200	RAILROAD - WHOLLY EXEMPT	RPTL 489-d&dd	33	200,504	0.01
27350	PRIVATELY OWNED CEMETERY LAND	RPTL 446	10	3,876,134	0.14
28520	NOT-FOR-PROFIT NURSING HOME CO	RPTL 422	3	48,864,370	1.70
28550	NOT-FOR-PROFIT HOUS CO-SR CITS	RPTL 422	3	2,498,992	0.09
29500	PERFORMING ARTS BUILDING	RPTL 427	5	16,251,092	0.57
33200	TAX SALE - COUNTY OWNED	RPTL 406(5)	1	672	0.00
38260	MUN HSNG AUTH -NYS AIDED	PUB HSNG L 52(4)&(5)	1	3,536,134	0.12
41001	VETERANS EXEMPTION INCR/DECR I	RPTL 458(5)	364	13,312,471	0.46

Equalized Total Assessed Value 2,868,071,617

Exemption Code	Exemption Name	Statutory Authority	Number of Exemptions	Total Equalized Value of Exemptions	Percent of Value Exempted
41122	ALT VET EX-WAR PERIOD-NON-COMB	RPTL 458-a	521	7,464,629	0.26
41132	ALT VET EX-WAR PERIOD-COMBAT	RPTL 458-a	393	9,134,392	0.32
41142	ALT VET EX-WAR PERIOD-DISABILI	RPTL 458-a	177	5,160,244	0.18
41151	COLD WAR VETERANS (10%)	RPTL 458-b	99	617,741	0.02
41171	COLD WAR VETERANS (DISABLED)	RPTL 458-b	14	217,356	0.01
41300	PARAPLEGIC VETS	RPTL 458(3)	1	137,647	0.00
41400	CLERGY	RPTL 460	10	25,210	0.00
41730	AGRIC LAND-INDIV NOT IN AG DIS	AG MKTS L 306	1	341,308	0.01
41800	PERSONS AGE 65 OR OVER	RPTL 467	159	5,752,393	0.20
41801	PERSONS AGE 65 OR OVER	RPTL 467	138	5,654,489	0.20
41802	PERSONS AGE 65 OR OVER	RPTL 467	326	9,483,995	0.33
41932	DISABILITIES AND LIMITED INCOM	RPTL 459-c	47	1,665,405	0.06
42120	TEMPORARY GREENHOUSES	RPTL 483-c	1	2,363,405	0.08
44212	HOME IMPROVEMENTS	RPTL 421-f	2	28,151	0.00
47590	Mix-use Properties outside NYC	RPTL S485-a	11	3,006,134	0.10
47592	Mix-use Properties outside NYC	RPTL S485-a	3	1,222,185	0.04
47610	BUSINESS INVESTMENT PROPERTY P	RPTL 485-b	19	4,622,476	0.16
48660	HOUSING DEVELOPMENT FUND CO	P H F I L 577,654-a	20	9,063,025	0.32
48670	REDEVELOPMENT HOUSING CO	P H F I L 125 & 127	3	4,692,538	0.16
48690	REDEVELOPMENT CO - PHASE OUT	RPTL 423	1	1,540,331	0.05

Equalized Total Assessed Value 2,868,071,617

Exemption Code	Exemption Name	Statutory Authority	Number of Exemptions	Total Equalized Value of Exemptions	Percent of Value Exempted
50000	SYSTEM CODE	STATUTORY AUTH NOT DEFINED	2	233,765	0.01
Total Exemptions Exclusive of System Exemptions:			3,974	1,011,875,608	35.28
Total System Exemptions:			2	233,765	0.01
Totals:			3,976	1,012,109,373	35.29

Values have been equalized using the Uniform Percentage of Value. The Exempt amounts do not take into consideration, payments in lieu of taxes or other payments for municipal services.

Amount, if any, attributable to payments in lieu of taxes: \_\_\_\_\_



**GENERAL FUND  
ESTIMATED REVENUES**



2021 - 2022 CITY OF UTICA BUDGET

GENERAL FUND REVENUES			2017-2018 ACTUAL RECEIVED	2018-2019 ACTUAL RECEIVED	2019-2020 ACTUAL RECEIVED	2020-2021 REVISED BUDGET	February 1, 2021 2020-2021 YEAR-TO-DATE ACTUAL	2021-2022 DEPARTMENT REQUESTED	2021-2022 MAYOR PROPOSED	2021-2022 E & A APPROVED	2021-2022 COUNCIL APPROVED
<b>REAL PROPERTY TAXES</b>											
A401	100101	1ST CITY TAX INSTALLMENT	13,396,171	14,458,017	14,327,317	14,701,920	14,701,921	14,815,550	14,815,550	-	-
A401	100102	2ND CITY TAX INSTALLMENT	6,698,086	7,229,008	7,156,779	7,350,960	7,350,960	7,407,775	7,407,775	-	-
A401	100103	3RD CITY TAX INSTALLMENT	6,698,086	7,229,009	7,156,779	7,350,960	7,350,960	7,407,775	7,407,775	-	-
A401	100104	PRIOR YEARS' TAXES	586,807	475,265	455,235	400,000	-	400,000	400,000	-	-
<b>TOTAL REAL PROPERTY TAXES</b>			<b>27,379,149</b>	<b>29,391,299</b>	<b>29,096,110</b>	<b>29,803,840</b>	<b>29,403,841</b>	<b>30,031,100</b>	<b>30,031,100</b>	<b>-</b>	<b>-</b>
<b>OTHER REAL PROPERTY TAX ITEMS</b>											
A402	108101	UIDA LAFAYETTE HOTEL ASSOCIATES, LLC	-	-	10,275	20,322	20,322	20,517	20,517	-	-
A402	108102	UIDA BUCK	761	1,354	1,857	2,676	2,676	2,972	2,972	-	-
A402	108103	UIDA OSWEGO LLC	14,172	16,647	17,783	19,631	19,630	21,140	21,140	-	-
A402	108104	UIDA 125 BUSINESS PARK LLC	47,950	51,203	56,650	-	-	-	-	-	-
A402	108105	UIDA THORP HOLDINGS	1,353	1,445	1,415	-	-	-	-	-	-
A402	108106	UIDA ESK REALTY	7,610	8,127	7,958	8,109	8,101	8,101	8,101	-	-
A402	108107	COLONIAL DEERFEILD LLC	6,913	-	-	34,068	-	32,417	32,417	-	-
A402	108108	UIDA 2206 GENESEE STREET	21,092	-	-	-	-	-	-	-	-
A402	108109	ADRON BUILDING, LLC	-	5,014	5,229	5,359	5,259	5,399	5,399	-	-
A402	108110	UIDA CONNOR	1,111	1,977	2,711	3,907	3,907	4,339	4,339	-	-
A402	108111	UIDA ADIRONDACK BUILDING	37,104	39,622	77,597	79,072	-	-	-	-	-
A402	108112	UIDA GASNER CORPORATION	7,600	-	-	-	-	-	-	-	-
A402	108113	STEUBEN MANOR PILOT	7,307	8,367	8,600	8,367	-	-	-	-	-
A402	108114	UIDA COLONIAL SQUARE, LLC	721	769	1,255	1,789	1,789	2,556	2,556	-	-
A402	108115	UIDA COLONIAL SQUARE, LLC	721	769	1,255	1,789	1,789	2,556	2,556	-	-
A402	108116	UIDA COLONIAL SQUARE, LLC	640	684	1,116	1,590	1,590	2,272	2,272	-	-
A402	108117	WILLOW COMMONS	5,224	4,725	5,385	4,725	-	5,385	5,385	-	-
A402	108118	KEMBLETON	5,843	5,997	6,386	5,997	-	6,386	6,386	-	-

2021 - 2022 CITY OF UTICA BUDGET

GENERAL FUND REVENUES			2017-2018 ACTUAL RECEIVED	2018-2019 ACTUAL RECEIVED	2019-2020 ACTUAL RECEIVED	2020-2021 REVISED BUDGET	February 1, 2021 2020-2021 YEAR-TO-DATE ACTUAL	2021-2022 DEPARTMENT REQUESTED	2021-2022 MAYOR PROPOSED	2021-2022 E & A APPROVED	2021-2022 COUNCIL APPROVED
<b>OTHER REAL PROPERTY TAX ITEMS CON'T.</b>											
A402	108119	UIDA BUCK CONSTRUCTION	622	664	1,083	1,543	1,543	2,205	2,205	-	-
A402	108120	OCIDA BROOKLYN BREWERY	5,074	5,418	10,611	10,812	10,802	10,802	10,802	-	-
A402	108122	OCIDA MOHAWK REDEVELOPMENT	22,496	23,266	23,940	25,081	24,717	25,493	25,493	-	-
A402	108123	OCIDA ECR PROPERTIES, INC	35,515	37,925	37,137	-	-	38,943	38,943	-	-
A402	108124	OCIDA MOHAWK FLATS	3,339	3,565	3,491	3,558	3,557	3,557	3,557	-	-
A402	108125	OCIDA 126 BUSINESS PARK	23,425	25,014	24,495	25,977	25,161	28,967	28,967	-	-
A402	108126	OCIDA PINNACLE PARK	54,465	-	-	-	-	-	-	-	-
A402	108127	OCIDA MATTS BREWING COMPANY	67,935	72,544	69,162	71,087	69,762	71,839	71,839	-	-
A402	108129	ASTERI UTICA LLC	-	7,540	35,164	7,387	11,932	11,932	11,932	-	-
A402	108130	UIDA HAMPTON INN	12,685	13,546	-	-	-	-	-	-	-
A402	108131	UIDA GOLD DOME, LLC	713	1,142	1,119	1,140	1,140	1,520	1,520	-	-
A402	108132	INDIUM CORPORATION	12,361	12,431	-	-	-	-	-	-	-
A402	108133	RUTGER MANOR PILOT	5,376	5,041	5,260	5,041	-	5,260	5,260	-	-
A402	108134	COLONIAL SQUARE	49,554	53,566	61,247	65,531	65,528	68,441	68,441	-	-
A402	108135	BLUE CROSS/BLUE SHEILD	50,000	50,000	50,000	50,000	50,000	50,000	50,000	-	-
A402	108136	SR BROOK APARTMENTS	31,428	32,323	32,360	32,323	-	32,360	32,360	-	-
A402	108137	FAXTON SCOTT	40,381	39,994	40,589	39,994	-	40,589	40,589	-	-
A402	108138	KENNEDY PLAZA	167,307	167,853	174,272	167,853	-	174,272	174,272	-	-
A402	108139	KEMBLE SQUARE HOUSING	7,897	8,180	8,635	8,635	8,796	8,796	8,796	-	-
A402	108140	MARGARET APARTMENTS	1,118	1,569	3,316	1,569	-	2,000	2,000	-	-
A402	108141	MUNICIPAL HOUSING AUTHORITY	60,115	53,905	60,183	53,908	-	60,183	60,183	-	-
A402	108142	PARK EDGE TOWNHOUSES	145,973	148,266	151,131	148,266	-	151,131	151,131	-	-
A402	108145	STEINHORST BUILDING	6,639	6,054	6,202	6,054	-	6,202	6,202	-	-
A402	108146	ACADEMY SQUARE	8,026	7,414	-	7,414	-	-	-	-	-
A402	108147	MOHAWK VALLEY WATER AUTHORITY	375,000	375,000	375,000	375,000	312,500	375,000	375,000	-	-



2021 - 2022 CITY OF UTICA BUDGET

GENERAL FUND REVENUES			2017-2018 ACTUAL RECEIVED	2018-2019 ACTUAL RECEIVED	2019-2020 ACTUAL RECEIVED	2020-2021 REVISED BUDGET	February 1, 2021 2020-2021 YEAR-TO-DATE ACTUAL	2021-2022 DEPARTMENT REQUESTED	2021-2022 MAYOR PROPOSED	2021-2022 E & A APPROVED	2021-2022 COUNCIL APPROVED
<b>OTHER REAL PROPERTY TAX ITEMS CONT.</b>											
A402	108148	GENESEE-ONEIDA	23,383	21,914	18,649	-	-	-	-	-	-
A402	108149	INTEREST & PENALTIES ON TAXES	485,664	514,332	557,360	500,000	317,403	500,000	500,000	-	-
A402	108150	WEST STREET APARTMENTS LLC	-	2,621	2,673	2,727	2,727	2,781	2,781	-	-
A402	108151	CWC-ZU-ZU LLC	2,842	3,035	2,972	-	-	-	-	-	-
A402	108152	EMPIRE RECYCLING	4,583	4,894	-	-	-	-	-	-	-
A402	108153	JAYCHLO, LLC	9,828	10,494	-	5,236	5,231	5,231	5,231	-	-
A402	108154	ROOSEVELT HOUSING	-	2,402	2,511	2,581	2,533	2,608	2,608	-	-
A402	108155	UTICA PROPERTY DEVELOPMENT	-	-	-	10,161	10,161	10,258	10,258	-	-
A402	108156	GLOBE MILLS	-	-	-	3,500	-	3,500	3,500	-	-
A402	108157	HARBOR POINT LODGING	-	-	-	123	123	10,575	10,575	-	-
A402	108162	MACARTOVIN APARTMENTS	-	-	-	-	-	14,279	14,279	-	-
A402	108164	UTICA SUNSET ASSOCIATES LLC	-	-	-	-	-	5,847	5,847	-	-
A402	108170	BLEIR PILOT	2,537	2,980	3,449	4,055	4,055	-	-	-	-
A402	108171	BUSHINGER PILOT	2,131	3,251	3,502	4,214	4,214	-	-	-	-
A402	108172	LATTRELL PILOT	2,024	3,088	3,327	4,003	4,003	-	-	-	-
A402	108173	MORRISON PILOT	2,024	3,088	3,327	3,968	4,003	-	-	-	-
A402	108174	GENESEE CROSSING, LLC	25,375	25,883	26,400	25,883	-	26,400	26,400	-	-
A402	108175	MUNSON MACHINERY	9,019	9,706	9,449	10,958	10,978	10,967	10,967	-	-
A402	108176	AFP 101 CORP	83,722	107,283	113,810	124,893	124,887	-	-	-	-
A402	108177	BG WAREHOUSE	29,906	30,074	30,825	31,062	30,483	30,775	30,775	-	-
A402	108178	OMNI ASC REALTY	15,527	16,580	24,354	24,816	24,815	-	-	-	-
A402	108179	VEND-UTI PROP MANAGEMENT	2,368	2,528	2,476	2,523	2,520	5,041	5,041	-	-
A402	108180	AAA NORTHEAST	21,235	22,256	32,690	33,312	33,310	33,310	33,310	-	-
A402	108181	PRIMO PROPERTY MANAGEMENT	-	-	-	-	34,065	34,067	34,067	-	-
A402	108182	167 GENESEE ST LLC	-	-	-	1,149	1,149	1,379	1,379	-	-

2021 - 2022 CITY OF UTICA BUDGET

GENERAL FUND REVENUES			2017-2018 ACTUAL RECEIVED	2018-2019 ACTUAL RECEIVED	2019-2020 ACTUAL RECEIVED	2020-2021 REVISED BUDGET	February 1, 2021 2020-2021 YEAR-TO-DATE ACTUAL	2021-2022 DEPARTMENT REQUESTED	2021-2022 MAYOR PROPOSED	2021-2022 E & A APPROVED	2021-2022 COUNCIL APPROVED
<b>OTHER REAL PROPERTY TAX ITEMS CON'T.</b>											
A402	108183	MACSPACE LLC	-	4,612	4,517	4,602	4,598	4,598	4,598	-	-
A402	108184	120 SECURITY LLC	-	-	-	2,027	541	1,930	1,930	-	-
A402	108185	NEW CENTURY LLC	-	-	-	541	2,027	2,433	2,433	-	-
A402	108186	STANLEY THEATER	-	696	-	-	-	-	-	-	-
A402	108187	DOYLE HARDWARE	-	-	-	8,694	8,693	8,693	8,693	-	-
A402	108188	DEPAUL UTICA L.P.	-	-	-	-	-	14,616	14,616	-	-
A402	108189	GENESEE TOWER	-	-	-	-	-	5,000	5,000	-	-
A402	108190	BRANDAGEE GARDEN	-	-	-	-	-	5,000	5,000	-	-
A402	108191	KNAMM APARTMENTS	-	-	-	-	-	5,000	5,000	-	-
A402	108192	COOPER APARTMENTS	-	-	-	-	-	5,000	5,000	-	-
A402	108198	SOLID WASTE CLEARING	(23)	(52)	545	-	(2,221)	-	-	-	-
A402	108199	SCHOOL PENALTY	75,388	86,038	87,221	75,000	30,276	75,000	75,000	-	-
<b>TOTAL OTHER REAL PROPERTY TAXES</b>			<b>2,151,099</b>	<b>2,176,623</b>	<b>2,309,926</b>	<b>2,191,602</b>	<b>1,311,075</b>	<b>2,107,820</b>	<b>2,107,820</b>	<b>-</b>	<b>-</b>
<b>NON PROPERTY TAX ITEMS</b>											
A403	111001	CITY SALES TAX	13,560,303	14,279,004	14,898,354	14,800,000	9,345,392	14,900,000	14,900,000	-	-
A403	111002	SALES TAX INTEREST	4,420	9,908	9,916	9,000	1,399	5,000	5,000	-	-
A403	113001	TIME WARNER CABLE	747,868	760,952	721,480	720,000	352,099	740,000	740,000	-	-
A403	113003	MCI WORLDCOMM	280	273	232	250	102	250	250	-	-
A403	113004	NATIONAL GRID	550,839	550,711	510,107	530,000	370,800	530,000	530,000	-	-
A403	113005	NORTHLAND COMMUNICATION	21,004	20,495	20,937	21,000	20,030	20,000	21,000	-	-
A403	113007	VERIZON	14,752	12,187	13,694	14,000	7,771	14,000	14,000	-	-
A403	113009	AT&T	377	527	532	500	212	500	500	-	-
A403	113013	TEL COVE	847	862	318	900	83	500	500	-	-
A403	113014	CONEDISON	71	-	-	-	-	-	-	-	-
A403	113015	MISCELLANEOUS GROSS RECEIPTS	22,974	21,620	21,416	12,000	6,534	20,000	20,000	-	-
A403	118901	NATIONAL GRID SUBWAY	82,352	84,841	80,572	90,000	39,908	80,000	80,000	-	-
<b>TOTAL NON PROPERTY TAX ITEMS</b>			<b>15,006,086</b>	<b>15,741,380</b>	<b>16,277,558</b>	<b>16,197,650</b>	<b>10,144,330</b>	<b>16,310,250</b>	<b>16,311,250</b>	<b>-</b>	<b>-</b>



2021 - 2022 CITY OF UTICA BUDGET

GENERAL FUND REVENUES			2017-2018 ACTUAL RECEIVED	2018-2019 ACTUAL RECEIVED	2019-2020 ACTUAL RECEIVED	2020-2021 REVISED BUDGET	February 1, 2021 2020-2021 YEAR-TO-DATE ACTUAL	2021-2022 DEPARTMENT REQUESTED	2021-2022 MAYOR PROPOSED	2021-2022 E & A APPROVED	2021-2022 COUNCIL APPROVED
<b>DEPARTMENTAL INCOME</b>											
A404	124001	COMPROLLER FEES	7,702	7,662	6,746	8,000	4,389	8,000	8,000	-	-
A404	124002	ABSTRACT FEES	42,300	54,882	53,124	55,000	37,026	55,000	55,000	-	-
A404	124004	COLLECTION FEES	80,281	104,646	85,642	75,000	53,738	75,000	75,000	-	-
A404	124007	TAX SEARCH FEES	29,140	31,290	32,610	40,000	25,290	35,000	35,000	-	-
A404	124008	SITE POSTING FEES	500	1,500	1,000	1,000	-	1,000	1,000	-	-
A404	125001	ASSESSOR FEES	40,990	42,905	42,680	42,000	27,000	40,000	42,000	-	-
A404	125502	MARRIAGE FEES	11,778	12,257	7,705	8,500	7,880	10,000	10,000	-	-
A404	125503	CLERK FEES	5,002	7,800	10,287	9,500	3,977	8,000	8,000	-	-
A404	125505	GENOLOGY FEES	1,232	1,494	1,082	1,000	360	500	500	-	-
A404	128901	COPIER FEES	5,332	5,392	4,776	3,500	13,888	15,000	15,000	-	-
A404	128902	FREEDOM OF INFORMATION	903	4,673	577	500	609	500	500	-	-
A404	128903	SUBPOENA FEES	584	202	232	250	-	250	250	-	-
A404	128904	CONTRACT & SUPPLY FEES	1,825	2,075	2,500	2,000	-	2,000	2,000	-	-
A404	152001	POLICE SPECIAL SERVICES	160,154	202,552	243,073	190,000	52,065	140,000	140,000	-	-
A404	154001	FIRE FEES & SERVICES	918	33,983	31,185	40,000	14,529	20,000	20,000	-	-
A404	154004	FIRE TRAINING FEES	42,920	60,900	58,350	70,000	37,315	50,000	50,000	-	-
A404	154006	FOOD SERVICE REVENUE	33,600	51,069	48,200	65,000	29,595	50,000	50,000	-	-
A404	160301	BIRTH CERTIFICATES	21,092	26,252	30,066	23,000	8,882	15,000	15,000	-	-
A404	160302	DEATH CERTIFICATES	48,682	53,369	45,120	48,000	38,772	45,000	45,000	-	-
A404	164001	AMBULANCE REIMBURSMENT	2,110,510	2,097,414	2,153,166	2,263,317	1,472,476	2,270,000	2,260,000	-	-
A404	172102	KENNEDY GARAGE MONTHLY	31,323	33,494	18,018	30,000	14,198	30,000	30,000	-	-
A404	172201	WASHINGTON GARAGE DAILY	5,918	4,245	3,256	3,000	-	3,000	3,000	-	-
A404	172202	WASHINGTON GARAGE MONTHLY	145,186	146,537	135,183	90,000	98,128	90,000	120,000	-	-
A404	172203	HOTEL LEASE	34,645	36,100	28,390	30,000	-	20,000	20,000	-	-
A404	172302	CAR PARK MONTHLY	29,755	47,384	43,966	54,000	21,950	25,000	25,000	-	-

2021 - 2022 CITY OF UTICA BUDGET

GENERAL FUND REVENUES			2017-2018 ACTUAL RECEIVED	2018-2019 ACTUAL RECEIVED	2019-2020 ACTUAL RECEIVED	2020-2021 REVISED BUDGET	February 1, 2021 2020-2021 YEAR-TO-DATE ACTUAL	2021-2022 DEPARTMENT REQUESTED	2021-2022 MAYOR PROPOSED	2021-2022 E & A APPROVED	2021-2022 COUNCIL APPROVED
<b>DEPARTMENTAL INCOME CONT'D</b>											
A404	172401	UNION STREET DAILY	23,131	20,665	19,394	19,000	1,121	5,000	5,000	-	-
A404	172402	UNION STREET MONTHLY	82,192	83,265	79,368	65,000	23,912	40,000	40,000	-	-
A404	172602	UTICA PLACE MONTHLY	16,140	14,959	51,123	100,000	76,057	90,000	90,000	-	-
A404	200101	PARKS SERVICES	-	950	1,300	1,000	-	500	500	-	-
A404	200102	SOFTBALL FEES	37,100	34,850	11,300	11,000	200	-	-	-	-
A404	200103	DICK MILLER BASKETBALL FEES	6,640	7,075	6,765	6,000	-	2,500	2,500	-	-
A404	200104	FITNESS MEMBERSHIPS	1,255	840	1,005	600	-	500	500	-	-
A404	200105	BASEBALL FIELDS	1,200	2,346	1,100	1,200	600	1,000	1,000	-	-
A404	200106	YOUTH SWIM PROGRAM	-	-	160	-	-	-	-	-	-
A404	201201	VENDING MACHINES	645	432	585	400	33	200	200	-	-
A404	202502	MARINA FEES	-	-	-	-	80	-	-	-	-
A404	202503	SKI CHALET CONCESSIONS	-	320	-	-	10	-	-	-	-
A404	202505	VALLEY VIEW SKI REVENUES	-	3,683	-	-	-	-	-	-	-
A404	211001	ZONING FEES	6,760	8,525	7,595	8,000	5,170	7,000	7,000	-	-
A404	211501	PLANNING BOARD FEES	3,250	500	2,725	1,500	-	1,500	1,500	-	-
A404	213001	CLEAN-UP FEES	3,541	1,814	4,943	5,000	5,328	5,000	5,000	-	-
A404	213002	GRASS CUTTING FEES	28,143	23,619	19,018	25,000	22,106	25,000	25,000	-	-
A404	213003	BOARD-UP FEES	3,398	3,560	2,160	3,000	1,988	2,000	2,000	-	-
A404	244002	BANDSHELL RENTAL	6,175	6,750	4,200	5,000	(600)	1,000	1,000	-	-
A404	261101	BOARDING FEES - ANIMALS	-	35	90	-	-	-	-	-	-
<b>TOTAL DEPARTMENTAL INCOME</b>			<b>3,111,840</b>	<b>3,284,265</b>	<b>3,299,765</b>	<b>3,404,267</b>	<b>2,098,072</b>	<b>3,189,450</b>	<b>3,211,450</b>	<b>-</b>	<b>-</b>



2021 - 2022 CITY OF UTICA BUDGET

GENERAL FUND REVENUES			2017-2018 ACTUAL RECEIVED	2018-2019 ACTUAL RECEIVED	2019-2020 ACTUAL RECEIVED	2020-2021 REVISED BUDGET	February 1, 2021 2020-2021 YEAR-TO-DATE ACTUAL	2021-2022 DEPARTMENT REQUESTED	2021-2022 MAYOR PROPOSED	2021-2022 E & A APPROVED	2021-2022 COUNCIL APPROVED
<b>INTERGOVERNMENTAL CHARGES</b>											
A405	221001	SCHOOL TAX BILLS	18,000	18,000	18,000	18,000	-	18,000	18,000	-	-
A405	221002	SOLID WASTE FEE BILLS	18,000	18,000	18,000	18,000	18,000	18,000	18,000	-	-
A405	221003	MVWA BILLS	22,809	22,988	23,191	21,000	2,749	3,000	4,000	-	-
A405	221004	MHA NYS LOAN & SUBSIDY	13,249	13,249	13,249	13,248	13,249	13,249	13,249	-	-
A405	222001	CIVIL SERVICE TESTING	5,945	13,106	13,350	12,500	8,880	5,000	5,000	-	-
A405	222002	SCHOOL CIVIL SERVICE TESTING	42,334	53,730	55,278	50,000	-	50,000	50,000	-	-
<b>TOTAL INTERGOVERNMENTAL CHARGES</b>			<b>120,337</b>	<b>139,073</b>	<b>141,068</b>	<b>132,748</b>	<b>42,878</b>	<b>107,249</b>	<b>108,249</b>	<b>-</b>	<b>-</b>
<b>USE OF MONEY AND PROPERTY</b>											
A406	240101	INTEREST EARNINGS	3,061	3,967	17,939	2,000	3,684	2,500	2,500	-	-
A406	241001	MVWA RENT	104,870	104,870	104,870	104,870	78,653	104,870	104,870	-	-
A406	241002	RENTAL OF CITY PROPERTY	4,900	9,600	12,800	-	1,300	1,500	1,500	-	-
A406	241004	SKI CHALET RENTAL	-	-	200	-	-	-	-	-	-
A406	241005	MARINA RENT	10,590	17,859	-	-	-	-	-	-	-
A406	241006	VALLEY VIEW UTILITIES	18,679	18,904	18,296	18,000	-	18,000	18,000	-	-
A406	241007	VALLEY VIEW RENT	52,332	52,332	52,331	52,000	-	52,000	52,000	-	-
A406	241008	REC CENTER RENTAL	3,850	3,525	1,600	2,000	1,200	500	500	-	-
A406	241009	OTHER CITY PARKS RENTALS	3,720	2,220	2,820	2,500	300	500	500	-	-
A406	241010	FT PROCTOR PAVILION RENTAL	200	-	-	-	-	-	-	-	-
A406	241011	TR PROCTOR PAVILION RENTAL	800	500	900	600	(100)	-	-	-	-
A406	241012	SOUTH WOODS PAVILION RENTAL	-	-	100	-	-	-	-	-	-
A406	241013	LONGO FIELD RENTAL	-	-	-	10,000	-	-	-	-	-
A406	245002	SOLID WASTE HOST BENEFIT	195,459	199,612	205,228	185,000	110,595	185,000	185,000	-	-
<b>TOTAL USE OF MONEY AND PROPERTY</b>			<b>398,461</b>	<b>413,389</b>	<b>417,084</b>	<b>376,970</b>	<b>195,632</b>	<b>364,870</b>	<b>364,870</b>	<b>-</b>	<b>-</b>

2021 - 2022 CITY OF UTICA BUDGET

GENERAL FUND REVENUES			2017-2018 ACTUAL RECEIVED	2018-2019 ACTUAL RECEIVED	2019-2020 ACTUAL RECEIVED	2020-2021 REVISED BUDGET	February 1, 2021 2020-2021 YEAR-TO-DATE ACTUAL	2021-2022 DEPARTMENT REQUESTED	2021-2022 MAYOR PROPOSED	2021-2022 E & A APPROVED	2021-2022 COUNCIL APPROVED
<b>LICENSES AND PERMITS</b>											
A407	250101	BUSINESS LICENSES	9,786	4,279	3,905	6,000	1,088	2,000	2,000	-	-
A407	253001	GAMES OF CHANCE	5,843	6,122	7,218	5,000	904	1,000	1,000	-	-
A407	254401	DOG LICENSES	26,369	20,009	20,268	20,000	13,405	20,000	20,000	-	-
A407	254501	ELECTRIC LICENSES	32,755	30,650	45,231	40,000	9,720	35,000	35,000	-	-
A407	254502	AMUSEMENT LICENSES	-	1,482	1,430	1,000	234	100	100	-	-
A407	254503	TAXI CAB LICENSES	783	342	234	100	-	-	-	-	-
A407	255001	STREET OPENING PERMITS	1,890	150	-	1,500	150	500	500	-	-
A407	255501	BUILDING PERMITS	287,564	374,181	591,349	375,000	420,113	375,000	375,000	-	-
A407	256501	PLUMBING PERMITS	54,828	63,034	69,421	55,000	20,524	47,000	47,000	-	-
A407	257501	OVERNIGHT PARKING	8,840	13,835	12,360	12,000	3,450	8,000	8,000	-	-
A407	258501	ROP FEES & SEC 1203 - UFD	50,025	45,935	36,350	38,000	6,085	25,000	25,000	-	-
A407	258502	SEC 1203 - CODES	59,577	44,044	58,482	50,000	19,053	30,000	30,000	-	-
A407	258503	CERTIFICATES OF OCCUPANCY	-	175	125	-	100	100	100	-	-
A407	259001	SIGNS PERMITS	361	225	80	200	15	100	100	-	-
A407	259003	FARMERS MARKET	465	450	460	450	460	450	450	-	-
A407	259004	CURB CUT AND EXCAVATION FEES	27,890	84,803	56,291	80,000	62,750	80,000	80,000	-	-
<b>TOTAL LICENSES AND PERMITS</b>			<b>566,975</b>	<b>689,716</b>	<b>903,204</b>	<b>684,250</b>	<b>558,051</b>	<b>624,250</b>	<b>624,250</b>	<b>-</b>	<b>-</b>
<b>FINES AND FORFEITURES</b>											
A408	261001	CRIMINAL FINES	87,992	73,457	52,300	20,000	11,800	16,000	16,000	-	-
A408	261002	TRAFFIC FINES	193,527	168,822	127,284	30,000	39,248	50,000	50,000	-	-
A408	261003	PARKING FINES	216,289	196,009	152,685	200,000	81,610	150,000	150,000	-	-
A408	261004	HANDICAPPED FINES	7,820	9,010	9,630	10,000	1,800	4,000	4,000	-	-
A408	261005	FALSE ALARM FEES	48,693	30,790	35,560	45,000	22,640	45,000	45,000	-	-
A408	261006	ROP FINES	-	-	520	-	-	-	-	-	-



2021 - 2022 CITY OF UTICA BUDGET

GENERAL FUND REVENUES			2017-2018 ACTUAL RECEIVED	2018-2019 ACTUAL RECEIVED	2019-2020 ACTUAL RECEIVED	2020-2021 REVISED BUDGET	February 1, 2021 2020-2021 YEAR-TO-DATE ACTUAL	2021-2022 DEPARTMENT REQUESTED	2021-2022 MAYOR PROPOSED	2021-2022 E & A APPROVED	2021-2022 COUNCIL APPROVED
<b>FINES AND FORFEITURES CONT'D</b>											
A408	261010	BAIL FORFEITURE	12,198	3,637	6,499	1,000	243	1,000	1,000	-	-
A408	261011	BOOT FINES	2,005	5,550	2,850	3,000	450	1,000	1,000	-	-
A408	261101	DOG FINES	4,614	4,655	5,030	4,000	3,500	4,000	4,500	-	-
<b>TOTAL FINES AND FORFEITURES</b>			<b>573,137</b>	<b>491,930</b>	<b>392,358</b>	<b>313,000</b>	<b>161,291</b>	<b>271,000</b>	<b>271,500</b>	<b>-</b>	<b>-</b>
<b>SALE OF PROPERTY AND COMPENSATION FOR LOSS</b>											
A409	265001	SALE OF SCRAP MATERIALS	11,125	7,331	3,641	5,000	17,496	15,000	15,000	-	-
A409	265501	OTHER SALE	2,337	500	-	-	-	-	-	-	-
A409	266001	SALE OF REAL PROPERTY	271,620	704,514	112,140	225,000	-	300,000	300,000	-	-
A409	266501	SALE OF EQUIPMENT	81,311	29,983	13,125	10,000	26,533	15,000	15,000	-	-
A409	268001	INSURANCE RECOVERIES	120,282	(8,756)	13,401	30,000	24,478	30,000	30,000	-	-
A409	268002	POLICE INSURANCE RECOVERIES	66,438	137,248	73,631	30,000	64,331	30,000	30,000	-	-
A409	268003	FIRE INSURANCE RECOVERIES	17,799	-	17,535	20,000	-	20,000	20,000	-	-
A409	268004	DPW INSURANCE RECOVERIES	16,947	7,246	12,287	5,000	14,359	5,000	5,000	-	-
A409	268005	COURTHOUSE INSURANCE RECOVERIES	-	-	107,194	-	-	-	-	-	-
A409	269001	OTHER COMPENSATION FOR LOSS	259,458	(115,380)	2,612	10,000	787	1,000	1,000	-	-
<b>TOTAL SALE OF PROPERTY AND COMPENSATION FOR LOSS</b>			<b>847,315</b>	<b>762,686</b>	<b>355,566</b>	<b>335,000</b>	<b>147,984</b>	<b>416,000</b>	<b>416,000</b>	<b>-</b>	<b>-</b>
<b>MISCELLANEOUS REVENUE</b>											
A410	270101	REFUND OF PRIOR YEARS' EXP.	19,536	12,909	3,391	10,000	22,985	15,000	15,000	-	-
A410	270102	REFUND OF CURRENT YEARS' EXP.	1,635	5,144	2,591	4,000	2,256	4,034	4,034	-	-
A410	270503	YOUTH BUREAU DONATIONS	26	-	-	-	15	-	-	-	-
A410	277001	MISCELLANEOUS REVENUE	35,492	21,887	19,353	20,000	7,750	15,000	15,000	-	-
A410	277002	UTICA ZOO PASS THRU	50,000	-	-	-	-	-	-	-	-
A410	277006	MISCELLANEOUS REVENUE - ZAGSTER	-	992	-	-	-	-	-	-	-
<b>TOTAL MISCELLANEOUS REVENUE</b>			<b>106,689</b>	<b>40,932</b>	<b>25,335</b>	<b>34,000</b>	<b>33,006</b>	<b>34,034</b>	<b>34,034</b>	<b>-</b>	<b>-</b>

2021 - 2022 CITY OF UTICA BUDGET

GENERAL FUND REVENUES			2017-2018 ACTUAL RECEIVED	2018-2019 ACTUAL RECEIVED	2019-2020 ACTUAL RECEIVED	2020-2021 REVISED BUDGET	February 1, 2021 2020-2021 YEAR-TO-DATE ACTUAL	2021-2022 DEPARTMENT REQUESTED	2021-2022 MAYOR PROPOSED	2021-2022 E & A APPROVED	2021-2022 COUNCIL APPROVED
<b>INTERFUND REVENUE</b>											
A411	280101	INDIRECT COSTS UED	50,000	84,000	84,000	84,000	-	84,000	84,000	-	-
A411	280102	INDIRECT COSTS SECTION 8	62,661	62,661	62,661	62,661	46,996	62,611	62,611	-	-
A411	280105	INDIRECT COSTS URBAN RENEWAL	97,000	97,000	-	97,000	-	97,000	97,000	-	-
A411	280106	INDIRECT COSTS SEWER	200,000	200,000	200,000	230,000	-	230,000	230,000	-	-
A411	280109	INDIRECT COSTS GOLF	2,000	2,000	2,000	2,000	-	2,000	2,000	-	-
<b>TOTAL INTERFUND REVENUE</b>			<b>411,661</b>	<b>445,661</b>	<b>348,661</b>	<b>475,661</b>	<b>46,996</b>	<b>475,611</b>	<b>475,611</b>	<b>-</b>	<b>-</b>
<b>ONEIDA COUNTY REVENUE</b>											
A412	290101	MORTGAGE TAX	398,211	472,419	495,409	450,000	-	450,000	450,000	-	-
A412	290104	CHILD ADVOCACY CENTER	98,170	108,773	124,561	110,000	86,883	110,000	110,000	-	-
A412	290106	PATHWAYS TO JUSTICE CAREERS	-	8,213	10,858	-	-	-	-	-	-
A412	290108	STOP DWI	19,973	23,994	17,564	-	14,353	5,000	5,000	-	-
A412	290109	CODES REIMBURSEMENT	282,000	282,000	282,000	282,000	141,000	-	-	-	-
A412	290113	DEMOLITION REIMBURSEMENT	6,639	80,283	-	-	-	-	-	-	-
A412	290114	MV TRAFFIC ACC DIVERSION PROGRAM	-	-	-	-	11,700	8,000	8,000	-	-
A412	338922	DWI CRACKDOWN	2,426	2,173	2,924	21,966	-	-	-	-	-
<b>TOTAL ONEIDA COUNTY REVENUE</b>			<b>807,419</b>	<b>977,855</b>	<b>933,316</b>	<b>863,966</b>	<b>253,936</b>	<b>573,000</b>	<b>573,000</b>	<b>-</b>	<b>-</b>
<b>STATE REVENUE</b>											
A413	300101	GENERAL MUNICIPAL AID	16,110,473	16,110,473	16,110,473	16,110,473	4,527,370	16,110,473	16,110,473	-	-
A413	338901	GIVE REVENUE	63,755	-	-	-	-	-	-	-	-
A413	338906	COURT MAINTENANCE	126,907	122,730	133,301	127,270	-	125,000	125,000	-	-
A413	338907	COURT SECURITY	403,917	415,841	420,442	400,000	-	300,000	300,000	-	-
A413	338909	TACTICAL TRAINING	53,001	4,880	-	-	-	-	-	-	-
A413	338910	POLICE TRAFFIC SERVICE	13,000	13,490	14,189	13,750	13,185	-	-	-	-
A413	338913	CHILD PASSENGER SAFETY	792	2,409	1,751	4,200	-	-	-	-	-



2021 - 2022 CITY OF UTICA BUDGET

GENERAL FUND REVENUES			2017-2018 ACTUAL RECEIVED	2018-2019 ACTUAL RECEIVED	2019-2020 ACTUAL RECEIVED	2020-2021 REVISED BUDGET	February 1, 2021 2020-2021 YEAR-TO-DATE ACTUAL	2021-2022 DEPARTMENT REQUESTED	2021-2022 MAYOR PROPOSED	2021-2022 E & A APPROVED	2021-2022 COUNCIL APPROVED
<b>STATE REVENUE CONT'D</b>											
A413	338914	COURT INTEREST	8,432	6,024	3,616	1,000	1,204	1,000	1,000	-	-
A413	338917	DOMESTIC VIOLENCE	26,000	48,303	45,187	28,461	24,613	-	-	-	-
A413	338919	PPEP GRANT	24,546	-	-	-	-	-	-	-	-
A413	338922	CRACKDOWN	1,919	-	-	-	-	-	-	-	-
A413	338924	2015 JAG REVENUE	(21,489)	-	-	-	-	-	-	-	-
A413	338929	CANINE EXPLOSIVE DETECTION	-	9,703	41,972	8,028	8,000	-	-	-	-
A413	338933	GIVE IV GRANT	146,347	82,003	-	-	-	-	-	-	-
A413	338936	BODY CAMERA REVENUE	-	-	67,890	-	-	-	-	-	-
A413	338937	LG16 GRANT	48,594	-	-	-	-	-	-	-	-
A413	338939	LG17 GRANT	-	54,986	-	-	-	-	-	-	-
A413	338941	GIVE V GRANT	-	202,613	46,548	-	-	-	-	-	-
A413	338942	2017 TACTICAL TEAM	-	21,293	26,509	1,491	41,648	-	-	-	-
A413	338943	2017 TACTICAL TEAM	-	8,288	21,712	-	-	-	-	-	-
A413	338944	GIVE VI GRANT	-	-	203,968	73,935	-	-	-	-	-
A413	338945	2019 JAG GRANT-A/J SUPERVISION	-	-	-	28,403	-	-	-	-	-
A413	338951	SAM DASNY TAC-2	250,000	-	-	-	-	-	-	-	-
A413	378701	COMMAND UNIT GRANT	250,000	-	-	-	-	-	-	-	-
A413	389702	STATE YOUTH BUREAU	32,946	32,946	32,946	-	-	20,000	20,000	-	-
A413	389705	BOA CIC REVENUE	-	49,902	-	-	-	-	-	-	-
A413	396005	STATE STORM AID	8,000	17,000	29,608	-	-	-	-	-	-
<b>TOTAL STATE REVENUE</b>			<b>17,547,141</b>	<b>17,202,884</b>	<b>17,200,112</b>	<b>16,797,011</b>	<b>4,616,020</b>	<b>16,556,473</b>	<b>16,556,473</b>	<b>-</b>	<b>-</b>

2021 - 2022 CITY OF UTICA BUDGET

GENERAL FUND REVENUES			2017-2018 ACTUAL RECEIVED	2018-2019 ACTUAL RECEIVED	2019-2020 ACTUAL RECEIVED	2020-2021 REVISED BUDGET	February 1, 2021 2020-2021 YEAR-TO-DATE ACTUAL	2021-2022 DEPARTMENT REQUESTED	2021-2022 MAYOR PROPOSED	2021-2022 E & A APPROVED	2021-2022 COUNCIL APPROVED
<b>FEDERAL REVENUE</b>											
A414	438901	BULLETPROOF VESTS	8,747	18,149	32,288	26,000	-	-	-	-	-
A414	438906	DEA TASK FORCE	20,990	10,695	-	-	-	-	-	-	-
A414	438908	2016 JUSTICE ASSISTANCE	7,374	8,459	10,012	-	-	-	-	-	-
A414	438910	FBI TASK FORCE	6,190	5,835	3,292	17,932	-	-	-	-	-
A414	438915	2014 JUSTICE ASSISTANCE	(1,246)	-	-	-	-	-	-	-	-
A414	438918	REGIONAL FUITIVE TASK FORCE	44,316	40,811	43,381	64,995	22,986	-	-	-	-
A414	438919	2011 JUSTICE ASSISTANCE	-	-	19,861	11,078	3,465	-	-	-	-
A414	438922	16 JAG NON-FATAL SHOOTING UNIT	84,994	90,028	86,952	-	-	-	-	-	-
A414	438923	GUN VIOLENCE INTERVENTION	-	32,706	-	-	-	-	-	-	-
A414	438925	CORONAVIRUS EMERGENCY SUPP GRANT	-	-	-	91,513	-	-	-	-	-
A414	438924	GINGER RAGE FED GRANT	-	6,380	7,348	-	-	-	-	-	-
A414	438926	2018-TAC FED COUNTER TERROR	-	-	84,659	15,340	-	-	-	-	-
A414	438928	2017 JUSTICE ASSISTANCE	-	16,608	13,359	-	-	-	-	-	-
A414	496001	FEDERAL AID - EMERGENCY DISASTER	-	-	38,310	-	3,638	-	-	-	-
A414	496005	FEDERAL STORM AID	102,000	177,653	-	-	35,200	-	-	-	-
A414	496006	FEMA - ASSISTANCE TO FIRE GRANT	-	-	15,782	-	-	-	-	-	-
<b>TOTAL FEDERAL REVENUE</b>			<b>273,365</b>	<b>407,324</b>	<b>355,244</b>	<b>226,858</b>	<b>65,289</b>	<b>-</b>	<b>-</b>	<b>-</b>	<b>-</b>
<b>INTERFUND TRANSFER</b>											
A415	503116	TRANSFER FROM C.I.T.	750,000	-	-	1,012,941	-	1,091,427	1,091,427	-	-
A415	503136	TRANSFER FROM CAPITAL FUND	292,058	-	-	100,000	-	200,000	200,000	-	-
A415	503138	TRANSFER FROM TRUST AND AGENCY	-	-	-	40,146	-	-	-	-	-
A415	503141	TRANSFER FROM UED - ZOMBIE REIMBUSE	-	-	-	17,294	-	18,000	18,000	-	-
<b>TOTAL INTERFUND TRANSFER</b>			<b>1,042,058</b>	<b>-</b>	<b>-</b>	<b>1,170,381</b>	<b>-</b>	<b>1,309,427</b>	<b>1,309,427</b>	<b>-</b>	<b>-</b>
<b>APPROPRIATION OF FUND BALANCE</b>											
A3	96000	APPROPRIATION OF FUND BALANCE	-	-	-	-	-	-	325,000	-	-
<b>TOTAL APPROPRIATION OF FUND BALANCE</b>			<b>-</b>	<b>-</b>	<b>-</b>	<b>-</b>	<b>-</b>	<b>-</b>	<b>325,000</b>	<b>-</b>	<b>-</b>
<b>GRAND TOTAL - REVENUES</b>			<b>70,342,732</b>	<b>72,165,017</b>	<b>72,055,307</b>	<b>73,007,204</b>	<b>49,078,401</b>	<b>72,370,534</b>	<b>72,720,034</b>	<b>-</b>	<b>-</b>



**GENERAL FUND  
ESTIMATED EXPENDITURES**

2021 - 2022 CITY OF UTICA BUDGET

GENERAL FUND			2017-2018 ACTUAL EXPENDED	2018-2019 ACTUAL EXPENDED	2019-2020 ACTUAL EXPENDED	2020-2021 REVISED BUDGET	February 1, 2021 2020-2021 YEAR-TO-DATE ACTUAL	2021-2022 DEPARTMENT REQUESTED	2021-2022 MAYOR APPROVED	2021-2022 E & A APPROVED	2021-2022 COUNCIL APPROVED
<b>COMMON COUNCIL</b>											
A51010	101	SALARIES	155,201	183,725	191,273	196,744	164,594	198,249	198,249	-	-
A51010	201	OFFICE EQUIPMENT	-	-	-	3,321	650	3,321	3,321	-	-
A51010	401	OFFICE SUPPLIES	71	25	10	500	185	500	500	-	-
A51010	403	POSTAGE	-	-	-	300	-	300	300	-	-
A51010	404	PRINTING	132	1,182	404	1,500	-	1,500	1,500	-	-
A51010	405	SUBSCRIPTIONS	207	200	-	200	-	200	200	-	-
A51010	407	ADVERTISING	1,080	475	90	1,080	520	1,080	1,080	-	-
A51010	408	TRAINING & EDUCATION	-	-	-	100	-	100	100	-	-
A51010	409	TRAVEL	-	-	-	200	-	200	200	-	-
A51010	441	CONTRACTED SERVICES	37,050	35,947	35,425	36,429	28,950	36,429	36,429	-	-
A51010	471	MISCELLANEOUS	-	-	72	3,800	-	3,800	3,800	-	-
A51010	802	SOCIAL SECURITY	11,884	13,965	14,526	15,051	12,502	15,166	15,166	-	-
<b>TOTAL COMMON COUNCIL</b>			<b>205,626</b>	<b>235,519</b>	<b>241,800</b>	<b>259,225</b>	<b>207,401</b>	<b>260,846</b>	<b>260,846</b>	<b>-</b>	<b>-</b>
<b>BOARD OF ESTIMATE &amp; APPORTIONMENT</b>											
A51011	404	PRINTING	-	541	1,041	1,500	-	500	500	-	-
<b>TOTAL BOARD OF ESTIMATE &amp; APPORTIONMENT</b>			<b>-</b>	<b>541</b>	<b>1,041</b>	<b>1,500</b>	<b>-</b>	<b>500</b>	<b>500</b>	<b>-</b>	<b>-</b>
<b>A51210 MAYOR</b>											
A51210	101	SALARIES	209,563	222,795	240,181	254,543	218,956	257,763	257,763	-	-
A51210	102	WAGES - INTERN	-	-	378	-	-	-	-	-	-
A51210	201	OFFICE EQUIPMENT	-	230	-	250	-	250	250	-	-
A51210	401	OFFICE SUPPLIES	333	330	794	500	280	500	500	-	-
A51210	402	OTHER SUPPLIES	295	-	387	350	344	350	350	-	-
A51210	403	POSTAGE	451	311	39	250	179	250	250	-	-
A51210	404	PRINTING	55	-	-	-	-	-	-	-	-
A51210	405	SUBSCRIPTIONS	-	298	301	300	312	325	325	-	-
A51210	406	MEMBERSHIPS	261	231	250	300	250	300	300	-	-



2021 - 2022 CITY OF UTICA BUDGET

GENERAL FUND			2017-2018 ACTUAL EXPENDED	2018-2019 ACTUAL EXPENDED	2019-2020 ACTUAL EXPENDED	2020-2021 REVISED BUDGET	February 1, 2021 2020-2021 YEAR-TO-DATE ACTUAL	2021-2022 DEPARTMENT REQUESTED	2021-2022 MAYOR APPROVED	2021-2022 E & A APPROVED	2021-2022 COUNCIL APPROVED
A51210	408	EDUCATION	-	-	-	-	-	8,500	8,500	-	-
A51210	409	TRAVEL	-	-	-	100	-	100	100	-	-
A51210	414	COMPUTER SUPPLIES	-	-	-	150	-	1,150	1,150	-	-
A51210	441	CONTRACTED SERVICES	4,582	3,313	3,134	3,500	3,043	3,500	3,500	-	-
A51210	463	FUEL	783	817	901	1,000	533	1,000	1,000	-	-
A51210	471	MISCELLANEOUS	-	-	33	500	234	500	500	-	-
A51210	802	SOCIAL SECURITY	15,891	17,013	18,292	19,473	16,282	19,719	19,719	-	-
<b>TOTAL MAYOR</b>			<b>232,214</b>	<b>245,338</b>	<b>264,690</b>	<b>281,216</b>	<b>240,413</b>	<b>294,207</b>	<b>294,207</b>	<b>-</b>	<b>-</b>
<b>COMPROLLER</b>											
A51315	101	SALARIES	653,173	664,740	635,037	667,741	556,104	680,561	680,561	-	-
A51315	102	WAGES	-	-	29,993	1,500	-	2,500	2,500	-	-
A51315	103	OVERTIME PAY	136	-	-	-	-	-	-	-	-
A51315	201	OFFICE EQUIPMENT	509	-	-	750	569	750	750	-	-
A51315	206	SOFTWARE	-	6,327	-	19,000	-	5,000	5,000	-	-
A51315	214	COMPUTER EQUIPMENT	942	-	-	3,761	3,761	3,500	3,500	-	-
A51315	401	OFFICE SUPPLIES	1,905	1,810	4,002	2,000	1,648	2,000	2,000	-	-
A51315	403	POSTAGE	13,133	14,020	14,478	15,000	10,282	15,000	15,000	-	-
A51315	404	PRINTING	5,540	5,590	5,817	6,000	4,949	6,000	6,000	-	-
A51315	407	ADVERTISING	1,110	474	534	1,000	188	1,000	1,000	-	-
A51315	408	EDUCATION & TRAINING	-	-	-	500	-	-	-	-	-
A51315	409	TRAVEL	-	113	-	-	-	-	-	-	-
A51315	441	CONTRACTED SERVICES	96,859	100,575	104,745	110,500	109,988	125,000	125,000	-	-
A51315	442	FINANCIAL AUDIT	17,800	21,991	23,256	24,000	24,000	25,000	25,000	-	-
A51315	44202	BANK FEES	180	-	35	100	-	100	100	-	-
A51315	448	OPEB REPORT	7,170	1,500	7,500	2,000	2,000	7,500	7,500	-	-
A51315	451	RENTALS/LEASES	8,745	8,901	8,896	11,200	8,519	10,000	10,000	-	-
A51315	461	REPAIRS	-	-	-	500	160	250	250	-	-
A51315	471	MISCELLANEOUS	34	120	367	1,000	121	500	500	-	-

2021 - 2022 CITY OF UTICA BUDGET

GENERAL FUND			2017-2018 ACTUAL EXPENDED	2018-2019 ACTUAL EXPENDED	2019-2020 ACTUAL EXPENDED	2020-2021 REVISED BUDGET	February 1, 2021 2020-2021 YEAR-TO-DATE ACTUAL	2021-2022 DEPARTMENT REQUESTED	2021-2022 MAYOR APPROVED	2021-2022 E & A APPROVED	2021-2022 COUNCIL APPROVED
<b>COMPTRROLLER CONT.</b>											
A51315	476	REDEMPTIONS	4,171	4,222	3,719	6,000	5,425	5,500	5,500	-	-
A51315	477	ABSTRACTS	48,000	44,400	48,000	48,039	48,000	48,000	48,000	-	-
A51315	478	FILING FEES	455	455	400	1,000	-	1,000	1,000	-	-
A51315	479	OVER/SHORT CASHIERS	(1,800)	(491)	77	500	2	100	100	-	-
A51315	802	SOCIAL SECURITY	49,088	50,069	50,371	51,274	42,204	52,254	52,254	-	-
<b>TOTAL COMPTRROLLER</b>			<b>907,150</b>	<b>924,816</b>	<b>937,227</b>	<b>973,365</b>	<b>817,920</b>	<b>991,515</b>	<b>991,515</b>	<b>-</b>	<b>-</b>
<b>BUDGET</b>											
A51340	101	SALARIES	80,979	79,512	72,492	74,083	62,103	81,900	81,900	-	-
A51340	102	WAGES	1,352	-	-	-	-	-	-	-	-
A51340	206	SOFTWARE	82	-	-	-	-	-	-	-	-
A51340	401	OFFICE SUPPLIES	55	-	16	100	-	100	100	-	-
A51340	404	PRINTING	302	583	388	100	-	100	100	-	-
A51340	406	MEMBERSHIPS	225	400	400	500	500	500	500	-	-
A51340	408	EDUCATION & TRAINING	2,214	219	230	250	237	250	250	-	-
A51340	802	SOCIAL SECURITY	6,208	5,987	5,461	5,667	4,674	6,265	6,265	-	-
<b>TOTAL BUDGET</b>			<b>91,417</b>	<b>86,701</b>	<b>78,987</b>	<b>80,700</b>	<b>67,514</b>	<b>89,115</b>	<b>89,115</b>	<b>-</b>	<b>-</b>
<b>PURCHASING</b>											
A51345	101	SALARIES	44,609	45,836	41,020	44,854	36,434	44,854	44,854	-	-
A51345	201	OFFICE EQUIPMENT	16	146	-	150	148	150	150	-	-
A51345	401	OFFICE SUPPLIES	133	129	117	150	53	150	150	-	-
A51345	403	POSTAGE	948	865	966	1,000	738	1,000	1,000	-	-
A51345	408	EDUCATION	-	960	2,880	-	-	-	-	-	-
A51345	441	CONTRATCTED SERVICES	218	224	434	800	510	800	800	-	-
A51345	802	SOCIAL SECURITY	3,413	3,506	3,128	3,431	2,759	3,431	3,431	-	-
<b>TOTAL PURCHASING</b>			<b>49,338</b>	<b>51,666</b>	<b>48,545</b>	<b>50,385</b>	<b>40,642</b>	<b>50,385</b>	<b>50,385</b>	<b>-</b>	<b>-</b>



2021 - 2022 CITY OF UTICA BUDGET

GENERAL FUND			2017-2018 ACTUAL EXPENDED	2018-2019 ACTUAL EXPENDED	2019-2020 ACTUAL EXPENDED	2020-2021 REVISED BUDGET	February 1, 2021 2020-2021 YEAR-TO-DATE ACTUAL	2021-2022 DEPARTMENT REQUESTED	2021-2022 MAYOR APPROVED	2021-2022 E & A APPROVED	2021-2022 COUNCIL APPROVED
<b>BOARD OF CONTRACT &amp; SUPPLY</b>											
A51350	407	ADVERTISING	2,341	2,398	1,163	2,500	1,089	2,500	2,500	-	-
<b>TOTAL BOARD OF CONTRACT &amp; SUPPLY</b>			2,341	2,398	1,163	2,500	1,089	2,500	2,500	-	-
<b>ASSESSMENT</b>											
A51355	101	SALARIES	178,016	204,145	182,391	199,793	116,622	220,437	183,268	-	-
A51355	202	OTHER EQUIPMENT	-	-	-	500	130	-	-	-	-
A51355	206	SOFTWARE	-	2,900	4,060	3,000	2,900	2,900	2,900	-	-
A51355	214	COMPUTER EQUIPMENT	-	-	-	-	-	-	-	-	-
A51355	401	OFFICE SUPPLIES	238	217	396	700	403	700	700	-	-
A51355	403	POSTAGE	1,714	1,619	1,277	2,000	1,209	2,000	2,000	-	-
A51355	404	PRINTING	315	584	81	800	639	800	800	-	-
A51355	405	SUBSCRIPTIONS	-	-	-	250	-	-	-	-	-
A51355	406	MEMBERSHIPS	135	135	135	1,500	100	150	150	-	-
A51355	407	ADVERTISING	66	55	57	100	92	100	100	-	-
A51355	408	EDUCATION & TRAINING	-	150	1,275	3,000	310	3,000	3,000	-	-
A51355	409	TRAVEL	-	-	1,158	2,500	-	2,500	2,500	-	-
A51355	441	CONTRACTED SERVICES	1,622	4,115	9,175	10,000	4,520	10,000	10,000	-	-
A51355	463	FUEL	1,278	768	296	1,270	451	1,200	1,200	-	-
A51355	802	SOCIAL SECURITY	13,532	15,557	13,903	15,284	8,892	16,863	14,020	-	-
<b>TOTAL ASSESSMENT</b>			196,915	230,245	214,204	240,697	136,268	260,650	220,638	-	-
<b>BOARD OF ASSESSMENT</b>											
A51356	101	SALARIES	3,400	1,600	2,250	3,750	1,500	2,500	2,500	-	-
A51356	802	SOCIAL SECURITY	260	122	172	287	115	192	192	-	-
<b>TOTAL BOARD OF ASSESSMENT</b>			3,660	1,722	2,422	4,037	1,615	2,692	2,692	-	-

2021 - 2022 CITY OF UTICA BUDGET

GENERAL FUND			2017-2018 ACTUAL EXPENDED	2018-2019 ACTUAL EXPENDED	2019-2020 ACTUAL EXPENDED	2020-2021 REVISED BUDGET	February 1, 2021 2020-2021 YEAR-TO-DATE ACTUAL	2021-2022 DEPARTMENT REQUESTED	2021-2022 MAYOR APPROVED	2021-2022 E & A APPROVED	2021-2022 COUNCIL APPROVED
<b>CITY CLERK</b>											
A51410	101	SALARIES	249,734	218,934	237,585	223,766	167,342	227,210	227,210	-	-
A51410	102	WAGES	7,140	3,780	5,798	15,000	-	15,000	15,000	-	-
A51410	103	OVERTIME PAY	7,987	5,431	5,214	2,000	129	2,000	2,000	-	-
A51410	201	OFFICE EQUIPMENT	6,933	-	2,080	5,000	190	5,000	5,000	-	-
A51410	206	SOFTWARE	118	-	-	100	-	100	100	-	-
A51410	214	COMPUTER EQUIPMENT	-	-	1,086	1,000	-	1,000	1,000	-	-
A51410	401	OFFICE SUPPLIES	665	828	811	1,000	661	1,000	1,000	-	-
A51410	403	POSTAGE	1,908	1,790	1,975	2,000	1,631	2,000	2,000	-	-
A51410	404	PRINTING	4,586	9,021	9,557	10,000	2,380	10,000	10,000	-	-
A51410	405	SUBSCRIPTIONS	455	457	613	500	454	500	500	-	-
A51410	406	MEMBERSHIPS	520	420	135	520	-	520	520	-	-
A51410	407	ADVERTISING	-	73	232	250	-	250	250	-	-
A51410	408	EDUCATION & TRAINING	-	110	-	200	-	200	200	-	-
A51410	409	TRAVEL	212	626	-	800	-	800	800	-	-
A51410	441	CONTRACTED SERVICES	8,153	7,387	7,754	10,000	2,369	10,000	10,000	-	-
A51410	451	RENTALS/LEASES	7,844	7,524	5,410	13,500	3,674	13,500	13,500	-	-
A51410	471	MISCELLANEOUS	467	40	118	500	157	500	500	-	-
A51410	802	SOCIAL SECURITY	19,985	17,229	18,743	18,266	12,594	18,682	18,682	-	-
<b>TOTAL CITY CLERK</b>			<b>316,708</b>	<b>273,650</b>	<b>297,111</b>	<b>304,402</b>	<b>191,581</b>	<b>308,263</b>	<b>308,263</b>	<b>-</b>	<b>-</b>
<b>CORPORATION COUNSEL</b>											
A51420	101	SALARIES	498,141	520,077	531,797	565,572	462,470	535,169	535,169	-	-
A51420	102	WAGES	-	2,772	-	-	-	-	-	-	-
A51420	201	OFFICE EQUIPMENT	-	-	722	2,500	-	2,500	1,000	-	-
A51420	206	COMPUTER SOFTWARE	18,035	-	-	7,500	-	7,500	2,500	-	-
A51420	214	COMPUTER EQUIPMENT	-	-	-	-	-	5,000	2,000	-	-
A51420	401	OFFICE SUPPLIES	785	1,340	1,202	2,000	1,676	2,000	2,000	-	-
A51420	402	OTHER SUPPLIES	-	-	-	-	-	-	-	-	-
A51420	403	POSTAGE	2,774	2,386	3,744	8,000	5,144	5,000	5,000	-	-



2021 - 2022 CITY OF UTICA BUDGET

GENERAL FUND			2017-2018 ACTUAL EXPENDED	2018-2019 ACTUAL EXPENDED	2019-2020 ACTUAL EXPENDED	2020-2021 REVISED BUDGET	February 1, 2021 2020-2021 YEAR-TO-DATE ACTUAL	2021-2022 DEPARTMENT REQUESTED	2021-2022 MAYOR APPROVED	2021-2022 E & A APPROVED	2021-2022 COUNCIL APPROVED
<b>CORPORATION COUNSEL CONT'D</b>											
A51420	404	PRINTING	2,116	2,178	2,911	10,000	266	10,000	3,000	-	-
A51420	405	SUBSCRIPTIONS	24,758	26,231	42,326	25,000	21,491	25,000	25,000	-	-
A51420	406	MEMBERSHIPS	1,340	1,655	1,914	1,500	655	1,500	1,500	-	-
A51420	407	ADVERTISING	-	49	-	-	-	-	-	-	-
A51420	408	EDUCATION & TRAINING	430	484	775	3,500	-	3,500	1,000	-	-
A51420	409	TRAVEL	2,864	1,357	1,837	2,500	140	2,500	2,500	-	-
A51420	441	CONTRACTED SERVICES	129,149	152,679	183,004	138,500	49,265	150,000	150,000	-	-
A51420	451	RENTAL/LEASE	-	2,773	1,811	3,500	1,650	3,500	3,500	-	-
A51420	463	FUEL	412	49	-	-	-	-	-	-	-
A51420	478	FILING FEES	440	4,412	2,776	3,500	3,103	3,500	3,500	-	-
A51420	802	SOCIAL SECURITY	37,669	39,450	41,924	43,266	34,979	40,940	40,940	-	-
<b>TOTAL CORPORATION COUNSEL</b>			<b>718,913</b>	<b>757,892</b>	<b>816,743</b>	<b>816,838</b>	<b>580,839</b>	<b>797,610</b>	<b>778,610</b>	<b>-</b>	<b>-</b>
<b>CIVIL SERVICE</b>											
A51430	101	SALARIES	62,236	69,986	72,607	74,290	63,658	74,397	83,033	-	-
A51430	102	WAGES	5,832	12,947	11,173	15,000	30	5,000	-	-	-
A51430	202	OTHER EQUIPMENT	-	-	70	-	-	-	-	-	-
A51430	401	OFFICE SUPPLIES	93	150	35	200	155	200	200	-	-
A51430	403	POSTAGE	461	495	569	500	312	500	500	-	-
A51430	404	PRINTING	123	-	-	150	60	150	150	-	-
A51430	441	CONTRACTED SERVICES	1,131	1,012	957	3,300	822	3,300	2,000	-	-
A51430	476	SERVICCE FEES	5,965	13,370	12,002	12,000	2,740	10,000	10,000	-	-
A51430	802	SOCIAL SECURITY	5,159	6,286	6,352	6,831	4,822	6,074	6,352	-	-
<b>TOTAL CIVIL SERVICE</b>			<b>81,000</b>	<b>104,246</b>	<b>103,765</b>	<b>112,271</b>	<b>72,599</b>	<b>99,621</b>	<b>102,235</b>	<b>-</b>	<b>-</b>
<b>MAIL</b>											
A51431	403	POSTAGE	13,252	13,931	14,645	17,500	14,447	14,000	14,000	-	-
A51431	404	PRINTING	3,032	3,967	7,552	10,000	194	5,000	5,000	-	-
A51431	451	RENTAL/LEASE	1,079	1,079	1,079	3,300	578	2,000	2,000	-	-
<b>TOTAL MAIL</b>			<b>17,363</b>	<b>18,977</b>	<b>23,276</b>	<b>30,800</b>	<b>15,219</b>	<b>21,000</b>	<b>21,000</b>	<b>-</b>	<b>-</b>

2021 - 2022 CITY OF UTICA BUDGET

GENERAL FUND			2017-2018 ACTUAL EXPENDED	2018-2019 ACTUAL EXPENDED	2019-2020 ACTUAL EXPENDED	2020-2021 REVISED BUDGET	February 1, 2021 2020-2021 YEAR-TO-DATE ACTUAL	2021-2022 DEPARTMENT REQUESTED	2021-2022 MAYOR APPROVED	2021-2022 E & A APPROVED	2021-2022 COUNCIL APPROVED
<b>HUMAN RESOURCES</b>											
A51435	402	OTHER SUPPLIES	818	339	-	150	-	150	150	-	-
A51435	406	MEMBERSHIPS	-	-	-	300	-	-	-	-	-
A51435	408	EDUCATION & TRAINING	-	-	-	500	-	500	500	-	-
A51435	409	TRAVEL	-	-	-	250	-	250	250	-	-
A51435	441	CONTRACTED SERVICES	30,000	30,000	30,015	33,500	22,500	33,500	33,500	-	-
A51435	442	OPEB REPORT	250	-	-	-	-	-	-	-	-
A51435	471	MISCELLANEOUS	27	71	33	2,500	2,411	2,500	2,500	-	-
<b>TOTAL HUMAN RESOURCES</b>			<b>31,095</b>	<b>30,410</b>	<b>30,048</b>	<b>37,200</b>	<b>24,911</b>	<b>36,900</b>	<b>36,900</b>	<b>-</b>	<b>-</b>
<b>ENGINEERING</b>											
A51440	101	SALARIES	199,459	206,231	194,062	277,815	188,632	273,787	273,787	-	-
A51440	102	WAGES	4,615	70,802	100,479	45,000	56,573	45,000	45,000	-	-
A51440	103	OVERTIME PAY	8,529	14,245	3,173	8,000	25,167	10,000	10,000	-	-
A51440	104	STIPEND	-	-	-	2,500	-	2,500	2,500	-	-
A51440	113	CLOTHING ALLOWANCE	300	300	200	500	300	300	300	-	-
A51440	213	CLOTHING EXPENSE	283	300	463	300	300	300	300	-	-
A51440	214	COMPUTER EQUIPMENT	-	810	-	1,000	-	-	-	-	-
A51440	222	CAPITAL OUTLAY	-	130,627	-	-	-	-	-	-	-
A51440	401	OFFICE SUPPLIES	673	892	467	1,050	186	1,000	1,000	-	-
A51440	402	OTHER SUPPLIES	429	303	1,455	1,500	1,489	1,500	1,500	-	-
A51440	403	POSTAGE	315	260	254	650	191	500	500	-	-
A51440	404	PRINTING	520	975	621	1,000	967	1,000	1,000	-	-
A51440	405	SUBSCRIPTIONS	165	180	-	-	-	-	-	-	-
A51440	422	ELECTRIC SERVICE - NYPA	35,878	102,384	105,474	100,000	79,984	106,656	106,656	-	-
A51440	441	CONTRACTED SERVICES	55,089	33,253	51,236	55,000	12,305	55,000	55,000	-	-



2021 - 2022 CITY OF UTICA BUDGET

GENERAL FUND			2017-2018 ACTUAL EXPENDED	2018-2019 ACTUAL EXPENDED	2019-2020 ACTUAL EXPENDED	2020-2021 REVISED BUDGET	February 1, 2021 2020-2021 YEAR-TO-DATE ACTUAL	2021-2022 DEPARTMENT REQUESTED	2021-2022 MAYOR APPROVED	2021-2022 E & A APPROVED	2021-2022 COUNCIL APPROVED
<b>ENGINEERING CONT.</b>											
A51440	45101	LEASE PAYMENTS	225,233	271,750	282,873	282,873	280,113	281,195	281,195	-	-
A51440	461	REPAIRS	674	1,247	610	2,500	1,483	2,500	2,500	-	-
A51440	463	FUEL	4,934	5,875	6,190	6,500	4,378	6,500	6,500	-	-
A51440	802	SOCIAL SECURITY	16,231	22,252	22,710	24,695	20,607	25,152	25,152	-	-
<b>TOTAL ENGINEERING</b>			<b>553,325</b>	<b>862,686</b>	<b>770,267</b>	<b>810,883</b>	<b>672,675</b>	<b>812,890</b>	<b>812,890</b>	<b>-</b>	<b>-</b>
<b>DPW ADMINISTRATION</b>											
A51490	101	SALARIES	116,684	120,447	136,921	138,231	132,211	140,165	140,165	-	-
A51490	102	WAGES - STIPEND	-	-	-	3,500	-	3,500	3,500	-	-
A51490	103	OVERTIME	-	-	-	2,000	-	2,000	1,000	-	-
A51490	202	OTHER EQUIPMENT	-	-	470	4,625	-	2,000	1,000	-	-
A51490	401	OFFICE SUPPLIES	268	390	148	2,000	233	2,000	500	-	-
A51490	403	POSTAGE	138	114	21	155	13	155	155	-	-
A51490	404	PRINTING	-	17	-	50	-	50	50	-	-
A51490	406	MEMBERSHIPS	-	100	-	100	100	100	100	-	-
A51490	408	EDUCATION & TRAINING	305	2,000	1,200	2,000	-	5,000	4,000	-	-
A51490	409	TRAVEL	129	14	4	300	-	300	300	-	-
A51490	441	CONTRACTED SERVICES	14,317	20,872	19,904	19,475	8,123	20,000	20,000	-	-
A51490	471	MISCELLANEOUS	9,630	153	304	900	-	3,000	3,000	-	-
A51490	802	SOCIAL SECURITY	8,887	9,175	10,435	10,575	10,024	11,143	11,067	-	-
<b>TOTAL DPW ADMINISTRATION</b>			<b>150,358</b>	<b>153,282</b>	<b>169,407</b>	<b>183,911</b>	<b>150,704</b>	<b>189,413</b>	<b>184,837</b>	<b>-</b>	<b>-</b>

2021 - 2022 CITY OF UTICA BUDGET

GENERAL FUND			2017-2018 ACTUAL EXPENDED	2018-2019 ACTUAL EXPENDED	2019-2020 ACTUAL EXPENDED	2020-2021 REVISED BUDGET	February 1, 2021 2020-2021 YEAR-TO-DATE ACTUAL	2021-2022 DEPARTMENT REQUESTED	2021-2022 MAYOR APPROVED	2021-2022 E & A APPROVED	2021-2022 COUNCIL APPROVED
<b>CITY HALL MAINTENANCE</b>											
A51620	102	WAGES	96,290	70,147	64,279	98,093	45,008	98,093	98,093	-	-
A51620	103	OVERTIME PAY	2,244	1,723	-	4,000	341	4,000	2,500	-	-
A51620	113	CLOTHING ALLOWANCE	300	300	200	300	200	300	300	-	-
A51620	202	OTHER EQUIPMENT	825	2,563	1,317	2,000	247	2,000	2,000	-	-
A51620	211	CAPITAL OUTLAY	-	-	22,170	29,996	28,275	-	-	-	-
A51620	213	CLOTHING EXPENSE	-	394	-	-	-	-	-	-	-
A51620	402	OTHER SUPPLIES	1,895	3,932	3,272	7,500	5,989	7,500	6,000	-	-
A51620	421	HEATING SERVICE	24,716	25,132	20,581	32,000	9,844	32,000	32,000	-	-
A51620	422	ELECTRIC SERVICE	101,261	93,643	80,578	100,000	61,302	80,000	85,000	-	-
A51620	424	WATER SERVICE	17,333	21,471	20,321	25,000	32,333	25,000	25,000	-	-
A51620	441	CONTRACTED SERVICE	31,514	20,415	36,823	35,000	23,022	35,000	35,000	-	-
A51620	461	REPAIRS	17,756	16,215	32,420	20,000	19,865	25,000	25,000	-	-
A51620	463	GAS & OIL	32	720	504	500	380	500	500	-	-
A51620	464	CUSTODIAL SUPPLIES	4,093	4,407	9,329	6,000	5,858	6,000	6,000	-	-
A51620	802	SOCIAL SECURITY	7,482	5,315	4,428	7,504	3,116	7,504	7,504	-	-
<b>TOTAL CITY HALL MAINTENANCE</b>			<b>305,741</b>	<b>266,377</b>	<b>296,222</b>	<b>367,893</b>	<b>235,780</b>	<b>322,897</b>	<b>324,897</b>	<b>-</b>	<b>-</b>
<b>FACILITIES DEPARTMENT</b>											
A51621	102	WAGES	40,855	42,578	46,382	46,799	35,971	46,799	46,799	-	-
A51621	103	OVERTIME PAY	6,794	9,544	10,818	8,000	5,496	8,000	8,000	-	-
A51621	113	CLOTHING ALLOWANCE	100	100	100	100	100	100	100	-	-
A51621	202	OTHER EQUIPMENT	-	796	1,412	500	-	2,500	2,500	-	-
A51621	424	WATER SERVICE	317	311	1,226	600	210	600	600	-	-
A51621	441	CONTRACTED SERVICES	550	1,671	855	2,000	353	2,000	2,000	-	-
A51621	45101	LEASE PAYMENTS	-	-	11,255	11,256	11,255	11,256	11,256	-	-
A51621	461	REPAIRS	42,883	32,192	21,133	47,000	39,380	45,000	45,000	-	-
A51621	802	SOCIAL SECURITY	3,614	3,955	4,344	3,580	3,150	4,192	4,192	-	-
<b>TOTAL FACILITIES DEPARTMENT</b>			<b>95,112</b>	<b>91,147</b>	<b>97,525</b>	<b>119,835</b>	<b>95,915</b>	<b>120,447</b>	<b>120,447</b>	<b>-</b>	<b>-</b>



2021 - 2022 CITY OF UTICA BUDGET

GENERAL FUND			2017-2018 ACTUAL EXPENDED	2018-2019 ACTUAL EXPENDED	2019-2020 ACTUAL EXPENDED	2020-2021 REVISED BUDGET	February 1, 2021 2020-2021 YEAR-TO-DATE ACTUAL	2021-2022 DEPARTMENT REQUESTED	2021-2022 MAYOR APPROVED	2021-2022 E & A APPROVED	2021-2022 COUNCIL APPROVED
<b>DPW CENTRAL GARAGE</b>											
A51640	102	WAGES	299,192	280,232	292,805	279,925	278,339	326,996	326,996	-	-
A51640	103	OVERTIME PAY	65,957	80,842	59,642	70,000	53,967	70,000	70,000	-	-
A51640	109	LONGEVITY PAY	3,900	3,400	3,200	4,600	3,200	4,600	4,600	-	-
A51640	113	CLOTHING ALLOWANCE	1,400	1,200	1,000	2,000	1,000	2,000	2,000	-	-
A51640	116	FOREMAN PAY	16,520	16,653	20,190	18,000	16,303	18,000	18,000	-	-
A51640	120	PLOWING STIPEND	750	1,250	750	2,250	750	2,500	2,500	-	-
A51640	202	OTHER EQUIPMENT	36,528	40,719	11,826	20,000	12,323	20,000	20,000	-	-
A51640	206	COMPUTER SOFTWARE	-	10,015	-	8,000	4,728	8,000	6,000	-	-
A51640	213	CLOTHING EXPENSE	1,520	373	1,107	2,500	504	2,500	2,500	-	-
A51640	402	OTHER SUPPLIES	20,674	22,004	18,881	26,000	6,458	26,000	26,000	-	-
A51640	408	EDUCATION & TRAINING	-	-	11,288	12,000	-	12,000	12,000	-	-
A51640	410	AUTO MATERIALS	45,369	39,379	59,014	60,000	34,875	60,000	60,000	-	-
A51640	441	CONTRACTED SERVICES	3,264	8,522	6,886	25,000	3,200	25,000	10,000	-	-
A51640	45101	LEASE PAYMENTS	39,195	218,864	144,323	144,323	144,323	144,323	144,323	-	-
A51640	461	REPAIRS	189,025	168,586	226,418	190,000	126,523	190,000	190,000	-	-
A51640	463	FUEL	134,279	160,380	155,142	150,000	61,495	150,000	150,000	-	-
A51640	471	MISCELLANEOUS	202	753	1,060	1,000	-	1,000	1,000	-	-
A51640	802	SOCIAL SECURITY	29,754	29,428	28,863	28,824	26,954	30,722	30,722	-	-
<b>TOTAL DPW CENTRAL GARAGE</b>			<b>887,529</b>	<b>1,082,600</b>	<b>1,042,395</b>	<b>1,044,422</b>	<b>774,942</b>	<b>1,093,642</b>	<b>1,076,642</b>	<b>-</b>	<b>-</b>
<b>INFORMATION TECHNOLOGY</b>											
A51680	101	SALARIES	56,894	58,459	79,011	101,589	84,491	102,089	102,089	-	-
A51680	202	OTHER EQUIPMENT	2,665	5,115	1,769	7,500	5,318	6,500	6,500	-	-
A51680	206	COMPUTER SOFTWARE	26,037	38,743	19,744	25,000	23,602	25,000	25,000	-	-
A51680	214	COMPUTER EQUIPMENT	10,023	13,269	29,889	20,000	15,083	30,000	30,000	-	-
A51680	401	OFFICE SUPPLIES	221	1,000	1,372	1,500	396	1,500	1,500	-	-
A51680	402	OTHER SUPPLIES	148	148	426	500	406	500	500	-	-
A51680	404	PRINTING	-	-	-	500	-	500	500	-	-

2021 - 2022 CITY OF UTICA BUDGET

GENERAL FUND			2017-2018 ACTUAL EXPENDED	2018-2019 ACTUAL EXPENDED	2019-2020 ACTUAL EXPENDED	2020-2021 REVISED BUDGET	February 1, 2021 2020-2021 YEAR-TO-DATE ACTUAL	2021-2022 DEPARTMENT REQUESTED	2021-2022 MAYOR APPROVED	2021-2022 E & A APPROVED	2021-2022 COUNCIL APPROVED
<b>INFORMATION TECHNOLOGY CONT'D</b>											
A51680	408	EDUCATION & TRAINING	999	4,823	-	15,000	-	15,000	10,000	-	-
A51680	441	CONTRACTED SERVICES	117,671	94,765	116,440	105,000	67,314	105,000	105,000	-	-
A51680	45101	LEASE PAYMENTS	33,535	109,923	95,648	95,648	95,648	94,394	94,394	-	-
A51680	802	SOCIAL SECURITY	4,352	4,472	5,923	7,772	6,230	7,810	7,810	-	-
<b>TOTAL INFORMATION TECHNOLOGY</b>			<b>252,546</b>	<b>330,717</b>	<b>350,222</b>	<b>380,009</b>	<b>298,488</b>	<b>388,293</b>	<b>383,293</b>	<b>-</b>	<b>-</b>
<b>LIABILITIES</b>											
A51930	406	MEMBERSHIPS	9,836	9,836	9,836	10,000	9,836	10,000	10,000	-	-
A51930	431	INSURANCES	334,110	272,118	258,507	340,200	328,373	380,000	380,000	-	-
A51930	432	JUDGEMENTS & SETTLEMENTS	434,653	200,870	149,106	120,000	56,741	120,000	120,000	-	-
<b>TOTAL LIABILITIES</b>			<b>778,599</b>	<b>482,824</b>	<b>417,449</b>	<b>470,200</b>	<b>394,950</b>	<b>510,000</b>	<b>510,000</b>	<b>-</b>	<b>-</b>
<b>OTHER GENERAL GOVERNMENT</b>											
A51989	423	TELEPHONE	79,303	83,124	97,847	85,000	96,453	90,000	90,000	-	-
<b>TOTAL OTHER GENERAL GOVERNMENT</b>			<b>79,303</b>	<b>83,124</b>	<b>97,847</b>	<b>85,000</b>	<b>96,453</b>	<b>90,000</b>	<b>90,000</b>	<b>-</b>	<b>-</b>
<b>POLICE ADMINISTRATION</b>											
A53121	101	SALARIES	463,006	512,509	516,414	548,315	450,331	551,600	551,600	-	-
A53121	103	OVERTIME PAY	4,060	(25)	5,208	8,700	4,685	6,000	6,000	-	-
A53121	104	HOLIDAY PAY	28,566	28,179	31,046	31,977	32,210	33,030	33,030	-	-
A53121	105	UNUSED SICK PAY	750	2,000	2,100	2,500	4,200	2,500	2,500	-	-
A53121	108	NIGHT DIFFERENTIAL	89	518	587	1,400	882	1,000	1,000	-	-
A53121	113	CLOTHING ALLOWANCE	3,700	4,500	4,500	4,500	4,500	4,500	4,500	-	-
A53121	201	OFFICE EQUIPMENT	-	327	13	350	-	-	-	-	-
A53121	202	OTHER EQUIPMENT	851	28,678	22,946	10,000	4,763	8,500	8,500	-	-
A53121	203	AUTO EQUIPMENT	24,174	127,008	67,942	60,146	58,861	60,000	60,000	-	-
A53121	206	COMPUTER SOFTWARE	38,650	34,619	36,482	40,000	36,300	40,000	40,000	-	-



2021 - 2022 CITY OF UTICA BUDGET

GENERAL FUND			2017-2018 ACTUAL EXPENDED	2018-2019 ACTUAL EXPENDED	2019-2020 ACTUAL EXPENDED	2020-2021 REVISED BUDGET	February 1, 2021 2020-2021 YEAR-TO-DATE ACTUAL	2021-2022 DEPARTMENT REQUESTED	2021-2022 MAYOR APPROVED	2021-2022 E & A APPROVED	2021-2022 COUNCIL APPROVED
<b>POLICE ADMINISTRATION CON'T.</b>											
A53121	214	COMPUTER EQUIPMENT	61,073	49,748	86,542	65,000	74,678	75,000	75,000	-	-
A53121	215	COMPUTER REPAIRS	659	1,234	-	1,000	-	-	-	-	-
A53121	401	OFFICE SUPPLIES	4,693	4,633	5,862	5,000	3,153	4,000	4,000	-	-
A53121	402	OTHER SUPPLIES	2,650	-	-	-	-	-	-	-	-
A53121	403	POSTAGE	3,144	3,739	3,807	3,200	2,426	3,000	3,000	-	-
A53121	405	SUBSCRIPTIONS	994	883	811	1,000	459	1,000	1,000	-	-
A53121	406	MEMBERSHIPS	4,970	5,040	4,160	5,000	3,425	5,500	5,000	-	-
A53121	408	EDUCATION & TRAINING	24,673	34,043	45,812	35,000	(752)	35,000	35,000	-	-
A53121	409	TRAVEL	15,776	7,894	9,917	10,000	786	10,000	10,000	-	-
A53121	414	COMPUTER SUPPLIES	7,787	5,534	6,638	6,000	4,235	6,000	6,000	-	-
A53121	424	WATER SERVICE	7,264	7,418	9,631	10,500	9,881	9,500	9,500	-	-
A53121	441	CONTRACTED SERVICES	168,181	123,135	151,485	150,000	73,631	150,000	150,000	-	-
A53121	445	PHYSICIAN FEES	382,278	196,382	187,833	280,000	140,312	280,000	220,000	-	-
A53121	449	INTERPRETATION EXPENSE	2,260	530	467	2,000	225	1,500	1,500	-	-
A53121	451	RENTAL/LEASE	357,597	34,448	31,508	35,000	21,356	35,000	35,000	-	-
A53121	45101	LEASE PAYMENTS	-	421,929	454,740	454,740	445,349	363,913	363,913	-	-
A53121	461	REPAIRS	38,766	42,519	45,041	45,000	9,647	40,000	40,000	-	-
A53121	463	FUEL	139,081	157,394	151,924	155,000	93,378	158,000	158,000	-	-
A53121	471	MISCELLANEOUS	2,695	1,790	2,914	3,000	343	2,000	2,000	-	-
A53121	802	SOCIAL SECURITY	36,609	40,961	40,291	45,355	34,629	45,451	45,451	-	-
<b>TOTAL POLICE ADMINISTRATION</b>			<b>1,824,995</b>	<b>1,877,567</b>	<b>1,926,621</b>	<b>2,019,683</b>	<b>1,513,893</b>	<b>1,931,994</b>	<b>1,871,494</b>	<b>-</b>	<b>-</b>

2021 - 2022 CITY OF UTICA BUDGET

GENERAL FUND			2017-2018 ACTUAL EXPENDED	2018-2019 ACTUAL EXPENDED	2019-2020 ACTUAL EXPENDED	2020-2021 REVISED BUDGET	February 1, 2021 2020-2021 YEAR-TO-DATE ACTUAL	2021-2022 DEPARTMENT REQUESTED	2021-2022 MAYOR APPROVED	2021-2022 E & A APPROVED	2021-2022 COUNCIL APPROVED
<b>POLICE ADMINISTRATIVE DIVISION</b>											
A53122	101	SALARIES	1,476,669	1,368,159	1,590,941	1,357,332	1,298,078	1,245,248	1,245,248	-	-
A53122	102	WAGES	169,324	182,868	209,359	215,258	176,684	218,004	218,004	-	-
A53122	103	OVERTIME PAY	29,493	4,299	(851)	15,000	(1,091)	10,000	10,000	-	-
A53122	104	HOLIDAY PAY	66,831	59,940	53,343	62,335	49,051	59,000	59,000	-	-
A53122	105	UNUSED SICK PAY	750	3,680	25,500	5,000	6,110	5,000	5,000	-	-
A53122	108	NIGHT DIFFERENTIAL	533	225	86	500	(38)	500	500	-	-
A53122	113	CLOTHING ALLOWANCE	7,345	7,942	6,008	8,250	7,100	8,000	8,000	-	-
A53122	202	OTHER EQUIPMENT	2,818	2,813	130	3,000	140	2,000	2,000	-	-
A53122	204	UNIFORMS	34,510	58,879	94,972	50,000	24,653	45,000	45,000	-	-
A53122	205	FIREARMS	84,831	82,344	77,470	80,000	78,816	80,000	80,000	-	-
A53122	213	CLOTHING EXPENSE	390	100	379	600	384	600	600	-	-
A53122	402	OTHER SUPPLIES	13	458	818	1,200	585	1,000	1,000	-	-
A53122	404	PRINTING	4,064	2,011	2,597	4,000	2,567	4,000	4,000	-	-
A53122	406	MEMBERSHIPS	250	400	150	400	475	400	400	-	-
A53122	408	EDUCATION & TRAINING	38,398	32,465	31,588	45,000	35,175	45,000	45,000	-	-
A53122	409	TRAVEL	27,029	12,209	13,665	23,000	6,247	23,000	23,000	-	-
A53122	410	AUTO MATERIALS	34,410	23,622	35,000	30,000	54,594	30,000	30,000	-	-
A53122	423	TELEPHONE	48,805	43,847	42,251	50,000	25,112	45,000	45,000	-	-
A53122	441	CONTRACTED SERVICES	26,178	16,328	25,063	32,000	18,749	30,000	30,000	-	-
A53122	451	RENTAL/OPERATING LEASE	101,925	43,396	28,858	44,000	14,166	44,000	44,000	-	-
A53122	461	REPAIRS	124,540	95,234	152,522	125,000	73,176	125,500	125,500	-	-
A53122	464	CUSTODIAL SUPPLIES	6,217	5,408	5,408	5,000	4,903	5,000	5,000	-	-
A53122	471	MISCELLANEOUS	3,353	461	2,040	2,000	1,764	2,000	2,000	-	-
A53122	802	SOCIAL SECURITY	111,625	100,081	120,586	126,640	97,912	117,638	117,638	-	-
<b>TOTAL POLICE ADMINISTRATIVE DIVISION</b>			<b>2,400,299</b>	<b>2,147,169</b>	<b>2,517,883</b>	<b>2,285,515</b>	<b>1,975,312</b>	<b>2,145,890</b>	<b>2,145,890</b>	<b>-</b>	<b>-</b>



2021 - 2022 CITY OF UTICA BUDGET

GENERAL FUND			2017-2018 ACTUAL EXPENDED	2018-2019 ACTUAL EXPENDED	2019-2020 ACTUAL EXPENDED	2020-2021 REVISED BUDGET	February 1, 2021 2020-2021 YEAR-TO-DATE ACTUAL	2021-2022 DEPARTMENT REQUESTED	2021-2022 MAYOR APPROVED	2021-2022 E & A APPROVED	2021-2022 COUNCIL APPROVED
<b>POLICE UNIFORM DIVISION</b>											
A53123	101	SALARIES	5,842,279	6,142,219	6,707,343	7,479,127	6,568,622	8,041,599	8,041,599	-	-
A53123	103	OVERTIME PAY	230,719	143,312	179,355	250,000	99,602	240,000	200,000	-	-
A53123	104	HOLIDAY PAY	387,072	402,568	390,543	400,000	339,393	537,300	537,300	-	-
A53123	105	UNUSED SICK PAY	13,975	46,900	34,090	50,000	46,517	50,000	50,000	-	-
A53123	108	NIGHT DIFFERENTIAL	184,382	175,332	159,214	180,000	112,400	180,000	180,000	-	-
A53123	113	CLOTHING ALLOWANCE	31,465	36,867	32,583	35,500	28,987	35,000	35,000	-	-
A53123	201	OFFICE EQUIPMENT	326	741	424	1,200	-	500	500	-	-
A53123	202	OTHER EQUIPMENT	-	-	-	9,000	-	-	-	-	-
A53123	402	OTHER SUPPLIES	7,443	5,096	6,194	6,387	6,377	7,000	7,000	-	-
A53123	406	MEMBERSHIPS	150	150	-	400	175	400	400	-	-
A53123	446	VETERINARY FEES	2,099	1,496	1,067	3,113	3,012	3,000	3,000	-	-
A53123	471	MISCELLANEOUS	-	1,622	367	1,000	66	1,000	1,000	-	-
A53123	474	CRIME PREVENTION EDUCATION	-	-	-	500	-	-	-	-	-
A53123	802	SOCIAL SECURITY	519,371	542,501	580,549	639,473	537,925	692,241	689,181	-	-
<b>TOTAL POLICE UNIFORM DIVISION</b>			<b>7,219,280</b>	<b>7,498,804</b>	<b>8,091,729</b>	<b>9,055,700</b>	<b>7,743,076</b>	<b>9,788,040</b>	<b>9,744,980</b>	<b>-</b>	<b>-</b>
<b>POLICE CRIMINAL INVESTIGATION DIVISION</b>											
A53124	101	SALARIES	3,732,497	3,709,440	4,043,283	4,252,950	3,054,857	3,866,662	3,866,662	-	-
A53124	103	OVERTIME PAY	263,968	181,275	233,183	265,000	201,904	265,000	265,000	-	-
A53124	104	HOLIDAY PAY	263,190	249,548	251,684	270,000	184,593	224,500	224,500	-	-
A53124	105	UNUSED SICK PAY	14,525	35,375	22,910	40,000	59,428	40,000	40,000	-	-
A53124	108	NIGHT DIFFERENTIAL	82,522	83,871	63,240	80,000	36,780	80,000	80,000	-	-
A53124	113	CLOTHING ALLOWANCE	32,317	33,463	34,533	36,300	27,437	36,000	36,000	-	-
A53124	201	OFFICE EQUIPMENT	157	208	989	1,000	-	-	-	-	-
A53124	202	OTHER EQUIPMENT	7,759	13,981	14,037	10,000	1,458	8,000	8,000	-	-
A53124	206	COMPUTER SOFTWARE	5,333	4,016	6,965	9,245	7,742	9,500	9,500	-	-
A53124	214	COMPUTER EQUIPMENT	5,258	1,785	120	2,749	2,748	2,500	2,500	-	-
A53124	401	OFFICE SUPPLIES	4,228	2,042	7,545	8,000	1,296	7,000	7,000	-	-

2021 - 2022 CITY OF UTICA BUDGET

GENERAL FUND			2017-2018 ACTUAL EXPENDED	2018-2019 ACTUAL EXPENDED	2019-2020 ACTUAL EXPENDED	2020-2021 REVISED BUDGET	February 1, 2021 2020-2021 YEAR-TO-DATE ACTUAL	2021-2022 DEPARTMENT REQUESTED	2021-2022 MAYOR APPROVED	2021-2022 E & A APPROVED	2021-2022 COUNCIL APPROVED
<b>POLICE CRIMINAL INVESTIGATION DIVISION CONT'D</b>											
A53124	402	OTHER SUPPLIES	4,519	4,543	5,967	6,000	4,744	3,000	3,000	-	-
A53124	405	SUBSCRIPTIONS	-	-	-	75	-	75	75	-	-
A53124	406	MEMBERSHIPS	149	174	403	354	583	500	500	-	-
A53124	441	CONTRACTED SERVICES	11,886	7,177	14,669	20,000	14,107	20,000	20,000	-	-
A53124	461	REPAIRS	200	-	-	-	-	-	-	-	-
A53124	471	MISCELLANEOUS	748	29	970	547	25	550	550	-	-
A53124	472	INVESTIGATIVE EXPENSE	5,024	4,495	7,476	9,000	2,435	7,000	7,000	-	-
A53124	802	SOCIAL SECURITY	357,016	344,161	369,338	366,278	275,475	342,426	342,426	-	-
<b>TOTAL POLICE CRIMINAL INVESTIGATIVE DIVISION</b>			<b>4,791,294</b>	<b>4,675,583</b>	<b>5,077,312</b>	<b>5,377,498</b>	<b>3,875,612</b>	<b>4,912,713</b>	<b>4,912,713</b>	<b>-</b>	<b>-</b>
<b>ONEIDA COUNTY DRUG SEIZURE</b>											
A53126	103	OVERTIME	19,561	10,694	-	-	4,322	-	-	-	-
<b>TOTAL ONEIDA COUNTY DRUG SEIZURE</b>			<b>19,561</b>	<b>10,694</b>	<b>-</b>	<b>-</b>	<b>4,322</b>	<b>-</b>	<b>-</b>	<b>-</b>	<b>-</b>
<b>UPD SPECIAL SERVICES</b>											
A53128	103	OVERTIME	83,908	197,107	217,332	140,000	17,948	140,000	140,000	-	-
<b>TOTAL UPD SPECIAL SERVICES</b>			<b>83,908</b>	<b>197,107</b>	<b>217,332</b>	<b>140,000</b>	<b>17,948</b>	<b>140,000</b>	<b>140,000</b>	<b>-</b>	<b>-</b>
<b>CANINE EXPLOSIVE DETECTION GRANT</b>											
A53129	202	OTHER EQUIPMENT	1,430	7,638	-	8,000	8,000	-	-	-	-
A53129	203	AUTOMOBILIE EQUIPMENT	-	-	41,972	28	-	-	-	-	-
A53129	408	EDUCATION AND TRAINING	-	675	-	-	-	-	-	-	-
<b>TOTAL CANINE EXPLOSIVE DETECTION GRANT</b>			<b>1,430</b>	<b>8,313</b>	<b>41,972</b>	<b>8,028</b>	<b>8,000</b>	<b>-</b>	<b>-</b>	<b>-</b>	<b>-</b>



2021 - 2022 CITY OF UTICA BUDGET

GENERAL FUND			2017-2018 ACTUAL EXPENDED	2018-2019 ACTUAL EXPENDED	2019-2020 ACTUAL EXPENDED	2020-2021 REVISED BUDGET	February 1, 2021 2020-2021 YEAR-TO-DATE ACTUAL	2021-2022 DEPARTMENT REQUESTED	2021-2022 MAYOR APPROVED	2021-2022 E & A APPROVED	2021-2022 COUNCIL APPROVED
<b>GIVE INITIATIVE GRANT</b>											
A53130	101	SALARIES	22,635	-	-	-	-	-	-	-	-
A53130	103	OVERTIME PAY	38,030	-	-	-	-	-	-	-	-
A53130	471	MISCELLANEOUS	(500)	-	-	-	-	-	-	-	-
A53130	800	EMPLOYEE BENEFITS	5,659	-	-	-	-	-	-	-	-
A53130	802	SOCIAL SECURITY	1,732	-	-	-	-	-	-	-	-
<b>TOTAL GIVE INITIATIVE GRANT</b>			<b>67,556</b>	<b>-</b>	<b>-</b>	<b>-</b>	<b>-</b>	<b>-</b>	<b>-</b>	<b>-</b>	<b>-</b>
<b>POLICE TRAFFIC SERVICE GRANT</b>											
A53132	103	OVERTIME PAY	14,806	13,498	14,189	13,750	16,038	-	-	-	-
<b>TOTAL POLICE TRAFFIC SERVICE GRANT</b>			<b>14,806</b>	<b>13,498</b>	<b>14,189</b>	<b>13,750</b>	<b>16,038</b>	<b>-</b>	<b>-</b>	<b>-</b>	<b>-</b>
<b>CHILD PASSENGER SAFETY GRANT</b>											
A53133	202	OTHER EQUIPMENT	792	908	1,500	2,300	-	-	-	-	-
A53133	408	EDUCATION & TRAINING	375	55	710	1,900	-	-	-	-	-
A53133	471	MISCELLANEOUS	975	494	-	-	-	-	-	-	-
<b>TOTAL CHILD PASSENGER SAFETY GRANT</b>			<b>2,142</b>	<b>1,457</b>	<b>2,210</b>	<b>4,200</b>	<b>-</b>	<b>-</b>	<b>-</b>	<b>-</b>	<b>-</b>

2021 - 2022 CITY OF UTICA BUDGET

GENERAL FUND			2017-2018 ACTUAL EXPENDED	2018-2019 ACTUAL EXPENDED	2019-2020 ACTUAL EXPENDED	2020-2021 REVISED BUDGET	February 1, 2021 2020-2021 YEAR-TO-DATE ACTUAL	2021-2022 DEPARTMENT REQUESTED	2021-2022 MAYOR APPROVED	2021-2022 E & A APPROVED	2021-2022 COUNCIL APPROVED
<b>REGIONAL FUGITIVE TASK FORCE GRANT</b>											
A53135	103	OVERTIME PAY	44,565	40,908	43,436	22,995	33,924	-	-	-	-
<b>TOTAL REGEIONAL FUGITIVE TASK FORCE GRANT</b>			<b>44,565</b>	<b>40,908</b>	<b>43,436</b>	<b>22,995</b>	<b>33,924</b>	<b>-</b>	<b>-</b>	<b>-</b>	<b>-</b>
<b>CHILD ADVOCACY CENTER</b>											
A53136	103	OVERTIME PAY	4,393	5,542	8,804	8,000	3,882	8,000	-	-	-
<b>TOTAL CHILD ADVOCACY CENTER</b>			<b>4,393</b>	<b>5,542</b>	<b>8,804</b>	<b>8,000</b>	<b>3,882</b>	<b>8,000</b>	<b>-</b>	<b>-</b>	<b>-</b>
<b>DOMESTIC VIOLENCE GRANT</b>											
A53137	101	SALARIES	33,568	34,392	33,895	17,715	-	-	-	-	-
A53137	409	TRAVEL	-	604	-	750	-	-	-	-	-
A53137	441	CONTRACTED SERVICES	14,761	13,307	13,690	9,997	10,454	-	-	-	-
<b>TOTAL DOMESTIC VIOLENCE GRANT</b>			<b>48,329</b>	<b>48,303</b>	<b>47,585</b>	<b>28,462</b>	<b>10,454</b>	<b>-</b>	<b>-</b>	<b>-</b>	<b>-</b>
<b>COMMAND UNIT GRANT</b>											
A53138	203	AUTO EQUIPMENT	250,000	-	-	-	-	-	-	-	-
<b>TOTAL COMMAND UNIT GRANT</b>			<b>250,000</b>	<b>-</b>	<b>-</b>	<b>-</b>	<b>-</b>	<b>-</b>	<b>-</b>	<b>-</b>	<b>-</b>
<b>ONEIDA COUNTY STOP DWI</b>											
A53139	103	OVERTIME PAY	19,974	23,991	17,801	61,466	20,472	-	-	-	-
<b>TOTAL ONIEDA COUNTY STOP DWI</b>			<b>19,974</b>	<b>23,991</b>	<b>17,801</b>	<b>61,466</b>	<b>20,472</b>	<b>-</b>	<b>-</b>	<b>-</b>	<b>-</b>
<b>FBI TASK FORCE</b>											
A53141	103	OVERTIME PAY	7,128	5,534	4,467	17,932	444	-	-	-	-
A53141	202	OTHER EQUIPMENT	-	-	-	-	-	-	-	-	-
<b>TOTAL FBI TASK FORCE</b>			<b>7,128</b>	<b>5,534</b>	<b>4,467</b>	<b>17,932</b>	<b>444</b>	<b>-</b>	<b>-</b>	<b>-</b>	<b>-</b>



2021 - 2022 CITY OF UTICA BUDGET

GENERAL FUND			2017-2018 ACTUAL EXPENDED	2018-2019 ACTUAL EXPENDED	2019-2020 ACTUAL EXPENDED	2020-2021 REVISED BUDGET	February 1, 2021 2020-2021 YEAR-TO-DATE ACTUAL	2021-2022 DEPARTMENT REQUESTED	2021-2022 MAYOR APPROVED	2021-2022 E & A APPROVED	2021-2022 COUNCIL APPROVED
<b>WORKFORCE DEVELOPMENT</b>											
A53142	103	OVERTIME PAY	-	447	1,520	-	-	-	-	-	-
<b>TOTAL WORKFORCE DEVELOPMENT</b>			-	447	1,520	-	-	-	-	-	-
<b>2018 JUSTICE ASSISTANCE GRANT</b>											
A53143	103	OVERTIME PAY	-	-	14,359	7,975	5,540	-	-	-	-
A53143	202	OTHER EQUIPMENT	-	-	2,022	-	-	-	-	-	-
A53143	441	CONTRACTED SERVICES	-	-	2,672	3,103	179	-	-	-	-
<b>TOTAL 2018 JUSTICE ASSISTANCE GRANT</b>			-	-	19,053	11,078	5,719	-	-	-	-
<b>BODY ARMOR GRANT</b>											
A53145	207	BULLETPROOF VESTS	7,094	18,149	33,050	26,000	-	-	-	-	-
<b>TOTAL BODY ARMOR GRANT</b>			7,094	18,149	33,050	26,000	-	-	-	-	-
<b>2014 JUSTICE ASSISTANCE GRANT</b>											
A53146	103	OVERTIME PAY	841	-	-	-	-	-	-	-	-
<b>TOTAL 2014 JUSTICE ASSISTANCE GRANT</b>			841	-	-	-	-	-	-	-	-
<b>TACTICAL TEAM GRANT GRANT</b>											
A53149	202	OTHER EQUIPMENT	48,121	1,380	-	-	3,679	-	-	-	-
A53149	408	EDUCATION AND TRAINING	3,000	3,500	-	-	-	-	-	-	-
<b>TOTAL TACTICAL TEAM GRANT</b>			51,121	4,880	-	-	3,679	-	-	-	-
<b>OPERATION IMPACT X GRANT</b>											
A53152	101	SALARIES	66,666	37,412	-	-	-	-	-	-	-
A53152	103	OVERTIME PAY	54,683	36,618	-	-	-	-	-	-	-
A53152	402	OTHER SUPPLIES	2,500	-	-	-	-	-	-	-	-
A53152	409	TRAVEL	480	-	-	-	-	-	-	-	-
A53152	471	MISCELLANEOUS	5,000	-	-	-	-	-	-	-	-
A53152	800	EMPLOYEE BENEFITS	16,666	6,081	-	-	-	-	-	-	-





2021 - 2022 CITY OF UTICA BUDGET

GENERAL FUND			2017-2018 ACTUAL EXPENDED	2018-2019 ACTUAL EXPENDED	2019-2020 ACTUAL EXPENDED	2020-2021 REVISED BUDGET	February 1, 2021 2020-2021 YEAR-TO-DATE ACTUAL	2021-2022 DEPARTMENT REQUESTED	2021-2022 MAYOR APPROVED	2021-2022 E & A APPROVED	2021-2022 COUNCIL APPROVED
<b>BODY CAMERA GRANT</b>											
A53165	202	OTHER EQUIPMENT	-	67,890	-	-	-	-	-	-	-
<b>TOTAL BODY CAMERA GRANT</b>			-	67,890	-	-	-	-	-	-	-
<b>CITY COURT</b>											
A53170	102	WAGES (Chargeback to Police)	33,600	34,447	35,661	35,506	24,337	35,000	35,000	-	-
A53170	113	CLOTHING ALLOWANCE	100	100	100	100	-	-	-	-	-
A53170	202	OTHER EQUIPMENT	-	100	-	25,000	-	12,500	12,500	-	-
A53170	211	CAPITAL OUTLAY	-	-	112,194	110,000	-	-	-	-	-
A53170	401	OFFICE SUPPLIES	-	-	250	250	-	250	250	-	-
A53170	403	POSTAGE	-	-	382	200	114	400	400	-	-
A53170	402	OTHER SUPPLIES	1,064	1,710	2,139	2,200	1,473	2,200	2,200	-	-
A53170	421	HEAT SERVICE	6,846	7,559	8,261	11,000	2,935	11,000	11,000	-	-
A53170	422	ELECTRIC SERVICE	76,638	77,300	64,606	80,000	40,838	80,000	80,000	-	-
A53170	423	TELEPHONE	600	600	450	650	450	650	650	-	-
A53170	424	WATER SERVICE	4,446	5,277	4,769	7,500	4,240	7,500	7,500	-	-
A53170	441	CONTRACTED SERVICES	111,456	108,874	119,395	125,000	63,362	125,000	125,000	-	-
A53170	461	REPAIRS	10,377	3,783	21,907	20,000	3,527	20,000	20,000	-	-
A53170	464	CUSTODIAL SUPPLIES	9,609	10,715	6,040	14,800	2,980	14,800	14,800	-	-
A53170	802	SOCIAL SECURITY	2,578	2,643	2,736	2,716	1,862	2,678	2,678	-	-
<b>TOTAL CITY COURT</b>			257,314	253,108	378,890	434,922	146,118	311,978	311,978	-	-
<b>GUN VIOLENCE INTERVENTION GRANT</b>											
A53172	441	CONTRACTED SERVICE	24,546	32,706	-	-	-	-	-	-	-
<b>TOTAL PPEP GRANT</b>			24,546	32,706	-	-	-	-	-	-	-
<b>PPEP AND TAC COUNTER TERRORISM GRANT</b>											
A53173	202	OTHER EQUIPMENT	-	54,986	84,660	15,340	14,021	-	-	-	-
<b>TOAL PPEP AND TAC COUNTER TERRORISM GRANT</b>			-	54,986	84,660	15,340	14,021	-	-	-	-

2021 - 2022 CITY OF UTICA BUDGET

GENERAL FUND			2017-2018 ACTUAL EXPENDED	2018-2019 ACTUAL EXPENDED	2019-2020 ACTUAL EXPENDED	2020-2021 REVISED BUDGET	February 1, 2021 2020-2021 YEAR-TO-DATE ACTUAL	2021-2022 DEPARTMENT REQUESTED	2021-2022 MAYOR APPROVED	2021-2022 E & A APPROVED	2021-2022 COUNCIL APPROVED
<b>JAG GRANT</b>											
A53175	103	OVERTIME	-	7,053	10,749	-	-	-	-	-	-
A53175	202	OTHER EQUIPMENT	-	7,542	2,672	-	-	-	-	-	-
A53175	441	CONTRACTED SERVICES	-	3,162	-	-	-	-	-	-	-
<b>TOTAL 2017 JAG GRANT</b>			-	17,757	13,421	-	-	-	-	-	-
<b>GIVE V GRANT</b>											
A53176	101	SALARIES	-	113,130	20,240	-	-	-	-	-	-
A53176	103	OVERTIME	-	59,064	21,245	-	-	-	-	-	-
A53176	409	TRAVEL	-	-	-	-	-	-	-	-	-
A53176	471	MISCELLANEOUS	-	4,000	-	-	-	-	-	-	-
A53176	800	EMPLOYEE BENEFITS	-	35,514	7,889	-	-	-	-	-	-
<b>TOTAL GIVE V GRANT</b>			-	211,708	49,374	-	-	-	-	-	-
<b>2017 TACTICAL TEAM GRANT</b>											
A53177	103	OVERTIME	-	-	1,909	-	1,981	-	-	-	-
A53177	202	OTHER EQUIPMENT	-	29,292	57,657	1,491	52,155	-	-	-	-
A53177	408	EDUCATION AND TRAINING	-	-	4,600	-	-	-	-	-	-
<b>TOTAL 2017 TACTICAL TEAM GRANT</b>			-	29,292	64,166	1,491	54,136	-	-	-	-
<b>LG18 EQ PURCHASE GRANT</b>											
A53178	202	OTHER EQUIPMENT	-	6,445	17,862	-	-	-	-	-	-
A53178	408	EDUCATION AND TRAINING	-	-	3,850	-	-	-	-	-	-
<b>TOTAL LG18 EQ PURCHASE GRANT</b>			-	6,445	21,712	-	-	-	-	-	-
<b>GINGER RAGE GRANT</b>											
A53180	103	OVERTIME PAY	-	6,380	7,353	-	-	-	-	-	-
<b>TOTAL GINGER RAGE GRANT</b>			-	6,380	7,353	-	-	-	-	-	-



2021 - 2022 CITY OF UTICA BUDGET

GENERAL FUND			2017-2018 ACTUAL EXPENDED	2018-2019 ACTUAL EXPENDED	2019-2020 ACTUAL EXPENDED	2020-2021 REVISED BUDGET	February 1, 2021 2020-2021 YEAR-TO-DATE ACTUAL	2021-2022 DEPARTMENT REQUESTED	2021-2022 MAYOR APPROVED	2021-2022 E & A APPROVED	2021-2022 COUNCIL APPROVED
<b>GIVE VI GRANT</b>											
A53181	101	SALARIES	-	-	93,799	39,751	-	-	-	-	-
A53181	103	OVERTIME	-	-	50,710	27,808	64,958	-	-	-	-
A53181	402	OTHER SUPPLIES/MATERIALS	-	-	1,250	-	-	-	-	-	-
A53181	409	TRAVEL	-	-	713	787	-	-	-	-	-
A53181	471	MISCELLANEOUS	-	-	2,000	1,000	-	-	-	-	-
A53181	800	EMPLOYEE BENEFITS	-	-	35,787	4,589	-	-	-	-	-
<b>TOTAL GIVE VI GRANT</b>			-	-	184,259	73,935	64,958	-	-	-	-
<b>2019 JUSTICE ASSISTANCE</b>											
A53182	103	OVERTIME	-	-	-	21,776	-	-	-	-	-
A53182	441	CONTRACTED SERVICES	-	-	-	5,775	-	-	-	-	-
A53182	471	MISCELLANEOUS	-	-	-	852	-	-	-	-	-
<b>TOTAL 2019 JUSTICE ASSISTANCE</b>			-	-	-	28,403	-	-	-	-	-
<b>2020 CORONAVIRUS EMERGENCY GRANT</b>											
A53183	402	OTHER SUPPLIES/MATERIALS	-	-	-	1,628	1,628	-	-	-	-
A53183	405	SUBSCRIPTIONS	-	-	-	89,885	89,885	-	-	-	-
<b>TOTAL 2020 CORONAVIRUS EMERGENCY GRANT</b>			-	-	-	91,513	91,513	-	-	-	-
<b>CROSSING GUARDS</b>											
A53310	102	WAGES	56,709	52,884	55,647	80,000	-	80,000	80,000	-	-
A53310	802	SOCIAL SECURITY	4,338	4,046	4,257	6,120	-	6,120	6,120	-	-
<b>TOTAL CROSSING GAURDS</b>			61,047	56,930	59,904	86,120	-	86,120	86,120	-	-
<b>SIGN SHOP</b>											
A53320	102	WAGES	43,510	46,382	49,252	39,998	38,831	41,246	41,246	-	-
A53320	103	OVERTIME PAY	16,113	15,322	22,993	15,450	21,026	20,000	20,000	-	-
A53320	109	LONGEVITY	300	300	500	500	500	500	500	-	-
A53320	113	CLOTHING ALLOWANCE	200	200	200	400	200	400	400	-	-

2021 - 2022 CITY OF UTICA BUDGET

GENERAL FUND			2017-2018 ACTUAL EXPENDED	2018-2019 ACTUAL EXPENDED	2019-2020 ACTUAL EXPENDED	2020-2021 REVISED BUDGET	February 1, 2021 2020-2021 YEAR-TO-DATE ACTUAL	2021-2022 DEPARTMENT REQUESTED	2021-2022 MAYOR APPROVED	2021-2022 E & A APPROVED	2021-2022 COUNCIL APPROVED
<b>SIGN SHOP CONT'D</b>											
A53320	202	OTHER EQUIPMENT	-	-	-	1,000	-	-	-	-	-
A53320	213	CLOTHING EXPENSE	248	-	211	300	-	300	300	-	-
A53320	402	OTHER SUPPLIES	32,442	29,869	28,926	40,000	26,698	40,000	35,000	-	-
A53320	410	AUTO MATERIALS	-	-	-	1,000	-	1,000	500	-	-
A53320	45101	LEASE PAYMENTS	8,871	8,866	10,999	10,999	10,999	10,999	10,999	-	-
A53320	461	REPAIRS	1,207	647	1,063	1,500	1,090	1,500	1,500	-	-
A53320	802	SOCIAL SECURITY	4,613	4,774	5,598	4,311	4,647	4,724	4,724	-	-
<b>TOTAL SIGN SHOP</b>			<b>107,505</b>	<b>106,360</b>	<b>119,742</b>	<b>115,458</b>	<b>103,991</b>	<b>120,669</b>	<b>115,169</b>	<b>-</b>	<b>-</b>
<b>PARKING ENFORCEMENT/ANIMAL CONTROL</b>											
A53321	101	SALARIES	72,978	71,647	77,914	77,245	55,216	78,973	78,973	-	-
A53321	103	OVERTIME PAY	-	-	-	500	-	500	500	-	-
A53321	113	CLOTHING ALLOWANCE	200	200	200	200	100	200	200	-	-
A53321	202	OTHER EQUIPMENT	-	-	465	1,000	-	-	-	-	-
A53321	213	CLOTHING EXPENSE	-	100	99	200	-	200	200	-	-
A53321	441	CONTRACTED SERVICES	2,693	1,482	4,416	5,000	4,131	4,000	4,000	-	-
A53321	45101	LEASE PAYMENTS	-	-	6,928	8,604	6,928	8,604	8,604	-	-
A53321	802	SOCIAL SECURITY	5,251	5,041	5,636	5,909	4,053	6,080	6,080	-	-
<b>TOTAL PARKING ENFORCEMENT</b>			<b>81,122</b>	<b>78,470</b>	<b>95,658</b>	<b>98,658</b>	<b>70,428</b>	<b>98,557</b>	<b>98,557</b>	<b>-</b>	<b>-</b>



2021 - 2022 CITY OF UTICA BUDGET

GENERAL FUND			2017-2018 ACTUAL EXPENDED	2018-2019 ACTUAL EXPENDED	2019-2020 ACTUAL EXPENDED	2020-2021 REVISED BUDGET	February 1, 2021 2020-2021 YEAR-TO-DATE ACTUAL	2021-2022 DEPARTMENT REQUESTED	2021-2022 MAYOR APPROVED	2021-2022 E & A APPROVED	2021-2022 COUNCIL APPROVED
<b>FIRE ADMINISTRATION</b>											
A53411	101	SALARIES	420,129	441,199	305,343	324,726	252,100	324,726	324,726	-	-
A53411	102	WAGES	11,913	12,988	513	-	(513)	-	-	-	-
A53411	103	OVERTIME PAY	-	17,279	1,444	2,000	5,829	2,000	2,000	-	-
A53411	104	HOLIDAY PAY	22,228	-	15,894	17,000	13,740	14,850	14,850	-	-
A53411	106	REPLACEMENT OVERTIME	4,728	-	98	-	(98)	-	-	-	-
A53411	113	CLOTHING ALLOWANCE	750	250	500	500	500	500	500	-	-
A53411	202	OTHER EQUIPMENT	-	-	-	5,000	-	5,000	-	-	-
A53411	206	COMPUTER SOFTWARE	4,323	496	2,408	2,500	1,100	2,500	2,500	-	-
A53411	213	CLOTHING EXPENSES	87,094	75,949	86,782	75,000	6,787	75,000	75,000	-	-
A53411	214	COMPUTER EQUIPMENT	3,051	4,808	1,387	5,000	-	5,000	4,000	-	-
A53411	401	OFFCIE SUPPLIES	3,816	4,101	4,449	6,000	1,699	6,000	5,000	-	-
A53411	402	OTHER SUPPLIES	665	811	1,517	1,500	835	1,500	1,500	-	-
A53411	405	SUBSCRIPTIONS	329	610	10,003	12,000	10,303	12,000	11,000	-	-
A53411	406	MEMBERSHIP	439	689	-	1,000	335	1,500	1,000	-	-
A53411	408	EDUCATION & TRAINING	-	2,857	1,337	8,000	317	8,000	8,000	-	-
A53411	409	TRAVEL	420	1,323	1,797	2,000	995	2,000	2,000	-	-
A53411	42101	BLEEKER HEAT	6,202	7,348	7,241	8,000	3,282	8,000	8,000	-	-
A53411	42102	MOWAWK HEAT	5,314	5,586	6,341	7,000	2,868	7,000	7,000	-	-
A53411	42103	PARK AVE HEAT	4,763	4,478	5,050	6,000	2,694	6,000	6,000	-	-
A53411	42104	SHEPARD PLACE HEAT	4,891	4,710	5,360	7,000	2,368	7,000	7,000	-	-
A53411	42105	VAN RENSSELAER HEAT	3,973	4,134	3,315	4,000	2,008	4,000	4,000	-	-
A53411	42106	WHITESBORO HEAT	2,121	2,077	2,225	3,000	1,020	3,000	3,000	-	-
A53411	42107	FITNESS CENTER HEAT	5,510	6,009	6,275	5,000	2,663	5,000	5,000	-	-
A53411	42201	BLEEKER ELECTRIC	11,935	11,374	10,970	12,000	7,873	12,000	12,000	-	-
A53411	42202	MOHAWK ELECTRIC	6,441	6,329	5,992	6,000	4,496	6,000	6,000	-	-
A53411	42203	PARK AVENUE ELECTIRC	8,103	7,046	6,237	9,000	4,405	9,000	9,000	-	-
A53411	42204	SHEPARD PLACE ELECTRIC	5,575	6,648	4,641	7,000	4,385	7,000	7,000	-	-
A53411	42205	VAN RENSSELAER ELECTRIC	4,359	4,030	4,283	6,000	2,687	6,000	6,000	-	-

2021 - 2022 CITY OF UTICA BUDGET

GENERAL FUND			2017-2018 ACTUAL EXPENDED	2018-2019 ACTUAL EXPENDED	2019-2020 ACTUAL EXPENDED	2020-2021 REVISED BUDGET	February 1, 2021 2020-2021 YEAR-TO-DATE ACTUAL	2021-2022 DEPARTMENT REQUESTED	2021-2022 MAYOR APPROVED	2021-2022 E & A APPROVED	2021-2022 COUNCIL APPROVED
<b>FIRE ADMINISTRATION CONT'D</b>											
A53411	42206	WHITESBORO ELECTRIC	4,352	5,023	4,161	5,000	3,069	5,000	5,000	-	-
A53411	42207	FITNESS CENTER ELECTRIC	4,213	4,164	3,815	6,000	2,880	6,000	6,000	-	-
A53411	42208	LELAND AVENUE ELECTIRC	1,689	1,405	1,385	2,000	913	2,000	2,000	-	-
A53411	424	WATER SERVICE	15,801	17,279	18,428	18,000	15,855	18,000	18,000	-	-
A53411	441	CONTRACTED SERVICES	34,635	51,656	40,323	40,000	33,899	42,000	42,000	-	-
A53411	445	PHYSICIAN FEES	4,678	4,649	3,240	10,000	2,532	10,000	6,000	-	-
A53411	461	REPAIRS	89,823	96,250	84,129	95,000	47,944	150,000	100,000	-	-
A53411	471	MISCELLANEOUS	5,617	790	1,416	3,000	1,285	5,000	5,000	-	-
A53411	802	SOCIAL SECURITY	34,365	35,045	23,956	24,842	22,034	26,131	26,131	-	-
<b>TOTAL FIRE ADMINISTRATION</b>			<b>824,247</b>	<b>849,390</b>	<b>682,255</b>	<b>746,068</b>	<b>465,089</b>	<b>804,707</b>	<b>742,207</b>	<b>-</b>	<b>-</b>
<b>FIRE LINE</b>											
A53412	101	SALARIES	7,380,567	7,416,280	7,832,723	7,699,718	6,072,135	7,775,605	7,775,605	-	-
A53412	103	EMERGENCY OVERTIME PAY	124,768	104,111	151,284	100,000	108,617	125,000	125,000	-	-
A53412	104	HOLIDAY PAY	447,852	444,895	478,720	458,730	421,483	463,160	463,160	-	-
A53412	105	SICK PAY	67,350	-	25,568	75,000	420	75,000	75,000	-	-
A53412	106	REPLACEMENT OVERTIME	255,431	333,278	464,996	400,000	196,917	450,000	400,000	-	-
A53412	110	OUT OF TITLE PAY	29,699	24,998	18,877	30,000	17,160	30,000	25,000	-	-
A53412	113	CLOTHING ALLOWANCE	4,050	4,360	4,330	5,000	4,580	5,000	5,000	-	-
A53412	117	CPAT SITPEND	28,500	33,500	30,000	37,500	28,500	37,500	30,000	-	-
A53412	118	COMPENSATION PAYOUT	173,947	228,812	319,305	325,000	197,405	325,000	325,000	-	-
A53412	119	ROP STIPEND	88,500	87,000	86,625	90,000	87,000	90,000	90,000	-	-
A53412	202	OTHER EQUIPMENT	9,508	179,792	39,497	20,000	854	25,000	25,000	-	-
A53412	213	CLOTHING EXPENSE	-	-	52	1,000	-	1,000	1,000	-	-
A53412	21301	SAFETY GEAR	-	9,856	35,251	35,000	13,898	40,000	35,000	-	-
A53412	402	OTHER SUPPLIES	4,945	6,850	5,566	13,000	10,627	12,000	12,000	-	-
A53412	40201	HAZMAT MATERIALS & OTHER SUPPLIES	24,607	14,385	15,815	20,000	12,227	20,000	20,000	-	-
A53412	441	CONTRACTED SERVICES	39,298	20,318	26,802	35,000	21,697	32,000	26,000	-	-



2021 - 2022 CITY OF UTICA BUDGET

GENERAL FUND			2017-2018 ACTUAL EXPENDED	2018-2019 ACTUAL EXPENDED	2019-2020 ACTUAL EXPENDED	2020-2021 REVISED BUDGET	February 1, 2021 2020-2021 YEAR-TO-DATE ACTUAL	2021-2022 DEPARTMENT REQUESTED	2021-2022 MAYOR APPROVED	2021-2022 E & A APPROVED	2021-2022 COUNCIL APPROVED
<b>FIRE LINE CONT'D</b>											
A53412	445	PHYSICIAN FEES	143,256	160,770	171,746	175,000	88,654	175,000	175,000	-	-
A53412	45101	LEASE PAYMENTS	321,746	313,116	443,122	443,130	433,122	424,317	424,317	-	-
A53412	464	CUSTODIAL SUPPLIES	7,789	9,118	9,641	10,000	6,351	10,000	10,000	-	-
A53412	461	REPAIRS	-	-	165	-	-	-	-	-	-
A53412	471	MISCELLANEOUS	4,442	4,492	7,059	8,000	3,306	8,000	8,000	-	-
A53412	802	SOCIAL SECURITY	649,505	657,488	709,425	670,404	534,043	682,286	678,078	-	-
<b>TOTAL FIRE LINE</b>			<b>9,805,761</b>	<b>10,053,419</b>	<b>10,876,404</b>	<b>10,651,482</b>	<b>8,258,996</b>	<b>10,805,867</b>	<b>10,728,160</b>	<b>-</b>	<b>-</b>
<b>FIRE PREVENTION</b>											
A53413	101	SALARIES	159,701	160,495	171,561	161,850	118,497	161,850	161,850	-	-
A53413	103	OVERTIME PAY	15,599	13,082	11,046	15,000	13,070	15,000	15,000	-	-
A53413	104	HOLIDAY PAY	10,288	10,288	10,918	10,375	9,745	10,375	10,375	-	-
A53413	106	REPLACEMENT OVERTIME	11,796	18,804	31,102	20,000	2,881	20,000	20,000	-	-
A53413	111	STANDBY PAY	6,577	3,716	4,737	11,500	5,793	11,500	8,000	-	-
A53413	113	CLOTHING ALLOWANCE	500	500	500	500	500	500	500	-	-
A53413	202	OTHER EQUIPMENT	5,421	4,821	1,151	5,000	-	5,000	5,000	-	-
A53413	206	COMPUTER SOFTWARE	710	710	3,493	2,750	-	2,000	2,000	-	-
A53413	214	COMPUTER EQUIPMENT	-	1,500	468	-	-	-	-	-	-
A53413	401	OFFICE SUPPLIES	838	517	1,077	1,500	-	1,500	1,500	-	-
A53413	402	OTHER SUPPLIES	5,353	4,138	3,650	5,000	2,765	5,000	5,000	-	-
A53413	403	POSTAGE	1,828	1,591	1,115	2,000	350	2,000	2,000	-	-
A53413	404	PRINTING	1,633	2,459	1,704	3,500	71	3,000	2,500	-	-
A53413	406	MEMBERSHIPS	1,466	2,310	3,485	3,500	2,100	4,000	4,000	-	-
A53413	408	EDUCATION & TRAINING	6,982	11,078	6,029	9,000	1,160	8,000	8,000	-	-
A53413	409	TRAVEL	918	1,820	1,373	2,500	-	2,000	1,500	-	-
A53413	461	REPAIRS	227	-	376	500	-	500	500	-	-
A53413	471	MISCELLANEOUS	1,159	1,770	75	1,000	-	1,000	1,000	-	-
A53413	802	SOCIAL SECURITY	15,207	15,401	15,476	16,732	11,569	16,732	16,465	-	-
<b>TOTAL FIRE PREVENTION</b>			<b>246,203</b>	<b>255,000</b>	<b>269,336</b>	<b>272,207</b>	<b>168,501</b>	<b>269,957</b>	<b>265,190</b>	<b>-</b>	<b>-</b>

2021 - 2022 CITY OF UTICA BUDGET

GENERAL FUND			2017-2018 ACTUAL EXPENDED	2018-2019 ACTUAL EXPENDED	2019-2020 ACTUAL EXPENDED	2020-2021 REVISED BUDGET	February 1, 2021 2020-2021 YEAR-TO-DATE ACTUAL	2021-2022 DEPARTMENT REQUESTED	2021-2022 MAYOR APPROVED	2021-2022 E & A APPROVED	2021-2022 COUNCIL APPROVED
<b>FIRE TRAINING</b>											
A53414	101	SALARIES	86,467	87,942	102,313	88,128	83,966	88,128	88,128	-	-
A53414	103	OVERTIME	571	-	12	-	(12)	-	-	-	-
A53414	104	HOLIDAY PAY	5,544	5,597	230	5,650	(229)	5,650	5,650	-	-
A53414	106	REPLACEMENT OVERTIME	27,412	19,183	24,924	30,000	14,121	30,000	28,000	-	-
A53414	113	CLOTHING ALLOWANCE	250	250	250	250	250	250	250	-	-
A53414	117	CPAT PAYMENT	-	500	500	500	500	500	500	-	-
A53414	202	OTHER EQUIPMENT	10,839	17,880	42,966	50,000	27,868	60,000	50,000	-	-
A53414	402	OTHER SUPPLIES	3,784	7,755	9,926	16,000	10,097	16,000	16,000	-	-
A53414	408	EDUCATION & TRAINING	1,672	5,971	13,935	15,000	10,581	15,000	15,000	-	-
A53414	409	TRAVEL	-	1,637	4,253	5,000	1,140	5,000	5,000	-	-
A53414	441	CONTRACTED SERVICES	19,079	41,169	48,929	55,000	24,304	80,000	72,000	-	-
A53414	44101	CONTRACTED FOOD SERVICE	47,727	60,000	49,114	75,000	37,975	75,000	65,000	-	-
A53414	461	REPAIRS	10,139	12,971	12,946	38,000	25,853	38,000	38,000	-	-
A53414	471	MISCELLANEOUS	2,190	1,497	2,271	5,000	2,693	5,000	3,000	-	-
A53414	802	SOCIAL SECURITY	7,393	7,823	7,846	9,469	6,857	9,469	9,316	-	-
<b>TOTAL FIRE TRAINING</b>			<b>223,066</b>	<b>270,175</b>	<b>320,415</b>	<b>392,997</b>	<b>245,964</b>	<b>427,997</b>	<b>395,844</b>	<b>-</b>	<b>-</b>
<b>FIRE COMMUNICATION</b>											
A53415	202	OTHER EQUIPMENT - RADIOS	-	18,022	-	15,000	-	15,000	15,000	-	-
A53415	423	TELEPHONE	45,726	49,028	76,388	48,000	50,436	62,000	62,000	-	-
A53415	441	CONTRACTED SERVICES	57,385	-	44	3,000	-	-	-	-	-
<b>TOTAL FIRE COMMUNICATION</b>			<b>103,111</b>	<b>67,050</b>	<b>76,432</b>	<b>66,000</b>	<b>50,436</b>	<b>77,000</b>	<b>77,000</b>	<b>-</b>	<b>-</b>
<b>FIRE MECHANIC</b>											
A53417	101	SALARIES	75,783	77,681	82,887	77,566	60,311	79,055	79,055	-	-
A53417	103	OVERTIME PAY	3,103	1,472	3,229	3,000	2,141	3,000	3,000	-	-
A53417	104	HOLIDAY PAY	4,877	4,972	5,275	4,973	4,670	5,068	5,068	-	-
A53417	111	STANDBY PAY	1,557	955	1,591	2,500	1,909	2,500	2,500	-	-





2021 - 2022 CITY OF UTICA BUDGET

GENERAL FUND			2017-2018 ACTUAL EXPENDED	2018-2019 ACTUAL EXPENDED	2019-2020 ACTUAL EXPENDED	2020-2021 REVISED BUDGET	February 1, 2021 2020-2021 YEAR-TO-DATE ACTUAL	2021-2022 DEPARTMENT REQUESTED	2021-2022 MAYOR APPROVED	2021-2022 E & A APPROVED	2021-2022 COUNCIL APPROVED
<b>FIRE EMT CONT'D</b>											
A53418	461	REPAIRS	1,592	-	1,736	12,000	-	2,000	2,000	-	-
A53418	463	FUEL	22,754	25,462	24,931	25,000	16,882	25,000	25,000	-	-
A53418	471	CONTRACTUAL - MISCELLANEOUS	-	912	-	-	-	3,500	3,500	-	-
A53418	802	SOCIAL SECURITY	15,733	15,319	16,181	38,176	12,402	42,078	42,078	-	-
<b>TOTAL FIRE EMT</b>			<b>957,863</b>	<b>1,216,662</b>	<b>1,054,921</b>	<b>1,070,691</b>	<b>773,974</b>	<b>1,152,593</b>	<b>1,102,593</b>	<b>-</b>	<b>-</b>
<b>ELECTRICAL EXAMS</b>											
A53610	101	SALARIES	1,950	1,900	1,650	3,000	1,750	3,000	3,000	-	-
A53610	441	CONTRACTED SERVICES	390	300	600	300	-	300	300	-	-
A53610	802	SOCIAL SECURITY	149	145	126	230	134	230	230	-	-
<b>TOTAL ELECTRICAL EXAMS</b>			<b>2,489</b>	<b>2,345</b>	<b>2,376</b>	<b>3,530</b>	<b>1,884</b>	<b>3,530</b>	<b>3,530</b>	<b>-</b>	<b>-</b>
<b>BUILDING CODES</b>											
A53620	101	SALARIES	137,130	172,176	192,345	184,630	163,539	194,854	194,854	-	-
A53620	102	WAGES	17,760	3,678	-	-	-	-	-	-	-
A53620	103	OVERTIME PAY	-	-	365	-	-	-	-	-	-
A53620	121	CODES STIPEND	9,000	4,500	4,500	9,000	-	-	-	-	-
A53620	401	OFFICE SUPPLIES	-	-	-	250	25	250	250	-	-
A53620	404	PRINTING	140	66	50	750	-	750	750	-	-
A53620	406	MEMBERSHIPS	150	200	200	300	-	300	300	-	-
A53620	407	ADVERTISING	-	-	-	-	-	-	-	-	-
A53620	408	EDUCATION & TRAINING	195	475	350	1,000	-	1,000	1,000	-	-
A53620	409	TRAVEL	-	-	-	750	-	-	-	-	-
A53620	441	CONTRACTED SERVICES	960	-	-	1,000	125	500	500	-	-
A53620	461	REPAIRS	1,129	1,446	1,706	2,000	-	2,000	2,000	-	-
A53620	463	FUEL	-	-	-	2,500	-	2,500	-	-	-
A53620	802	SOCIAL SECURITY	12,470	13,691	14,880	14,813	12,332	14,906	14,906	-	-
<b>TOTAL BUILDING CODES</b>			<b>178,934</b>	<b>196,232</b>	<b>214,396</b>	<b>216,993</b>	<b>176,021</b>	<b>217,060</b>	<b>214,560</b>	<b>-</b>	<b>-</b>



2021 - 2022 CITY OF UTICA BUDGET

GENERAL FUND			2017-2018 ACTUAL EXPENDED	2018-2019 ACTUAL EXPENDED	2019-2020 ACTUAL EXPENDED	2020-2021 REVISED BUDGET	February 1, 2021 2020-2021 YEAR-TO-DATE ACTUAL	2021-2022 DEPARTMENT REQUESTED	2021-2022 MAYOR APPROVED	2021-2022 E & A APPROVED	2021-2022 COUNCIL APPROVED
<b>CITY CODES</b>											
A53625	101	SALARIES	355,376	371,336	416,310	435,622	310,223	404,812	404,812	-	-
A53625	121	CODES STIPEND	25,500	11,250	12,750	20,000	-	-	-	-	-
A53625	202	OTHER EQUIPMENT	341	-	243	1,000	145	-	-	-	-
A53625	204	UNIFORMS	1,800	2,596	1,408	2,000	1,708	2,500	2,500	-	-
A53625	206	SOFTWARE	7,380	8,005	-	8,005	8,005	8,005	8,005	-	-
A53625	211	CAPITAL OUTLAY	-	-	-	-	-	-	-	-	-
A53625	402	OTHER SUPPLIES	797	1,435	489	1,500	1,210	2,500	1,500	-	-
A53625	403	POSTAGE	2,820	2,202	2,171	3,000	2,026	2,500	2,500	-	-
A53625	404	PRINTING	317	203	137	1,500	445	1,200	1,200	-	-
A53625	406	MEMBERSHIPS	350	350	250	550	-	-	-	-	-
A53625	408	EDUCATION & TRAINING	435	700	450	2,000	150	2,000	2,000	-	-
A53625	409	TRAVEL	-	-	330	750	-	750	750	-	-
A53625	423	TELEPHONE	4,430	4,360	4,167	5,000	-	-	-	-	-
A53625	441	CONTRACTED SERVICES	5,025	6,743	13,502	5,000	4,278	5,000	8,000	-	-
A53625	451	RENTAL/LEASE	-	-	2,473	2,676	2,050	2,676	2,676	-	-
A53625	45101	LEASE PAYMENTS	15,045	15,690	14,103	14,103	14,103	92	92	-	-
A53625	461	REPAIRS	6,119	3,048	2,348	5,000	1,712	5,000	5,000	-	-
A53625	463	FUEL	3,818	4,292	3,667	4,500	2,628	4,500	4,500	-	-
A53625	471	MISCELLANEOUS	-	-	-	1,000	-	-	-	-	-
A53625	802	SOCIAL SECURITY	28,648	28,767	32,472	34,855	23,163	30,968	30,968	-	-
A53625	803	MEDICAL	176,265	176,684	141,629	102,647	125,616	109,841	109,841	-	-
<b>TOTAL CITY CODES</b>			<b>634,466</b>	<b>637,661</b>	<b>648,899</b>	<b>650,708</b>	<b>497,462</b>	<b>582,344</b>	<b>584,344</b>	<b>-</b>	<b>-</b>
<b>DPW STREET MAINTENANCE</b>											
A55110	211	CAPITAL OUTLAY SIDEWALKS	29,675	52,752	54,999	55,000	31,249	55,000	55,000	-	-
A55110	402	OTHER SUPPLIES	20,272	22,509	21,028	20,000	13,237	20,000	20,000	-	-
A55110	441	CONTRACTED SERVICES	2,653	-	-	3,000	-	3,000	3,000	-	-

2021 - 2022 CITY OF UTICA BUDGET

GENERAL FUND			2017-2018 ACTUAL EXPENDED	2018-2019 ACTUAL EXPENDED	2019-2020 ACTUAL EXPENDED	2020-2021 REVISED BUDGET	February 1, 2021 2020-2021 YEAR-TO-DATE ACTUAL	2021-2022 DEPARTMENT REQUESTED	2021-2022 MAYOR APPROVED	2021-2022 E & A APPROVED	2021-2022 COUNCIL APPROVED
<b>DPW STREET MAINTENANCE CONT'D</b>											
A55110	44102	SOLID WATE DISPOSAL CHAGRES	33,804	33,334	35,825	45,000	30,676	45,000	45,000	-	-
A55110	461	REPAIRS	19,948	38,643	39,015	30,000	12,419	30,000	30,000	-	-
<b>TOAL STREET MAINTENANCE</b>			<b>106,352</b>	<b>147,238</b>	<b>150,867</b>	<b>153,000</b>	<b>87,581</b>	<b>153,000</b>	<b>153,000</b>	<b>-</b>	<b>-</b>
<b>DPW GARAGE</b>											
A55132	202	OTHER EQUIPMENT	-	-	-	10,000	-	10,000	-	-	-
A55132	402	OTHER SUPPLIES	370	1,461	728	3,000	156	3,000	3,000	-	-
A55132	421	HEAT SERVICE	29,577	27,241	23,889	30,000	10,607	30,000	30,000	-	-
A55132	422	ELECTRIC SERVICE	28,551	29,741	27,520	30,000	14,321	30,000	30,000	-	-
A55132	424	WATER SERVICE	4,632	5,448	4,989	6,000	4,857	6,000	6,000	-	-
A55132	441	CONTRACTED SERVICES	4,391	6,083	29,940	20,000	3,722	20,000	20,000	-	-
A55132	461	REPAIRS	44,321	37,640	42,721	30,000	7,081	30,000	30,000	-	-
A55132	464	CUSTODIAL SUPPLIES	516	1,044	802	1,600	585	1,600	1,600	-	-
<b>TOTAL DPW GARAGE</b>			<b>112,358</b>	<b>108,658</b>	<b>130,589</b>	<b>130,600</b>	<b>41,329</b>	<b>130,600</b>	<b>120,600</b>	<b>-</b>	<b>-</b>
<b>STREET LIGHTING</b>											
A55182	101	SALARIES	-	23,789	53,787	54,882	47,853	54,882	54,882	-	-
A55182	102	WAGES	-	15,784	44,877	45,686	38,722	47,736	47,736	-	-
A55182	103	OVERTIME PAY	-	1,737	5,029	15,000	6,953	15,000	15,000	-	-
A55182	113	CLOTHING ALLOWANCE	-	100	200	200	200	200	200	-	-
A55182	402	OTHER SUPPLIES	-	956	2,463	11,000	12,503	15,000	15,000	-	-
A55182	422	ELECTRIC SERVICE	2,158,380	2,174,459	2,117,218	1,478,000	1,177,991	1,478,000	1,000,000	-	-
A55182	45101	LEASE PAYMENTS	-	43,039	43,039	43,040	43,040	43,040	43,040	-	-
A55182	461	REPAIRS	188,343	87,125	51,995	77,000	55,959	80,000	80,000	-	-
A55182	802	SOCIAL SECURITY	-	3,116	7,807	8,839	6,969	8,998	8,998	-	-
<b>TOAL STREET LIGHTING</b>			<b>2,346,723</b>	<b>2,350,105</b>	<b>2,326,415</b>	<b>1,733,647</b>	<b>1,390,190</b>	<b>1,742,856</b>	<b>1,264,856</b>	<b>-</b>	<b>-</b>



2021 - 2022 CITY OF UTICA BUDGET

GENERAL FUND			2017-2018 ACTUAL EXPENDED	2018-2019 ACTUAL EXPENDED	2019-2020 ACTUAL EXPENDED	2020-2021 REVISED BUDGET	February 1, 2021 2020-2021 YEAR-TO-DATE ACTUAL	2021-2022 DEPARTMENT REQUESTED	2021-2022 MAYOR APPROVED	2021-2022 E & A APPROVED	2021-2022 COUNCIL APPROVED
<b>PARKING GARAGES</b>											
A55650	102	WAGES	122,348	110,007	104,495	128,307	24,367	142,306	142,306	-	-
A55650	103	OVERTIME PAY	1,879	854	1,268	1,500	-	500	500	-	-
A55650	113	CLOTHING ALLOWANCE	-	-	-	100	-	100	100	-	-
A55650	202	OTHER EQUIPMENT	1,572	134	-	300	100	-	-	-	-
A55650	203	AUTO EQUIPMENT	-	6,100	-	-	-	-	-	-	-
A55650	213	CLOTHING EXPENSE	100	100	100	-	-	-	-	-	-
A55650	401	OFFICE SUPPLIES	24	51	24	100	33	-	-	-	-
A55650	402	OTHER SUPPLIES	6,630	9,250	11,425	10,000	6,173	10,000	10,000	-	-
A55650	403	POSTAGE	13	65	2	-	3	50	50	-	-
A55650	404	PRINTING	-	1,200	-	500	-	-	-	-	-
A55650	421	HEAT SERVICE	-	-	-	-	-	-	-	-	-
A55650	422	ELECTRIC SERVICE	34,983	33,146	29,088	40,000	20,560	40,000	35,000	-	-
A55650	423	TELEPHONE	2,175	2,353	2,369	2,400	1,832	2,400	2,400	-	-
A55650	424	WATER SERVICE	377	740	1,419	20,000	513	15,000	15,000	-	-
A55650	441	CONTRACTED SERVICES	1,873	4,085	1,855	30,000	6,999	30,000	25,000	-	-
A55650	461	REPAIRS	15,654	13,614	22,919	25,000	5,881	25,000	25,000	-	-
A55650	463	FUEL	1,972	2,321	2,229	2,500	841	2,500	2,500	-	-
A55650	464	CUSTODIAL SUPPLIES	41	24	-	-	-	-	-	-	-
A55650	802	SOCIAL SECURITY	9,418	8,388	8,000	8,839	1,790	10,925	10,925	-	-
<b>TOTAL PARKING GARAGES</b>			<b>199,058</b>	<b>192,432</b>	<b>185,193</b>	<b>269,546</b>	<b>69,092</b>	<b>278,781</b>	<b>268,781</b>	<b>-</b>	<b>-</b>
<b>PARKING ADMINISTRATION</b>											
A55655	101	SALARIES	61,758	38,706	38,125	37,558	26,463	-	-	-	-
A55655	103	OVERTIME PAY	-	-	-	-	-	-	-	-	-
A55655	401	OFFICE SUPPLIES	7	567	-	-	-	-	-	-	-
A55655	402	OTHER SUPPLIES	110	-	-	-	-	-	-	-	-
A55655	403	POSTAGE	757	424	895	600	419	-	-	-	-
A55655	441	CONTRACTED SERVICES	17,449	24,892	27,118	-	-	-	-	-	-

2021 - 2022 CITY OF UTICA BUDGET

GENERAL FUND			2017-2018 ACTUAL EXPENDED	2018-2019 ACTUAL EXPENDED	2019-2020 ACTUAL EXPENDED	2020-2021 REVISED BUDGET	February 1, 2021 2020-2021 YEAR-TO-DATE ACTUAL	2021-2022 DEPARTMENT REQUESTED	2021-2022 MAYOR APPROVED	2021-2022 E & A APPROVED	2021-2022 COUNCIL APPROVED
<b>PARKING ADMINISTRATION CONT'D</b>											
A55655	45101	LEASE PAYMENTS	-	1,675	1,675	1,676	1,675	1,676	1,676	-	-
A55655	802	SOCIAL SECURITY	4,709	2,945	2,901	2,894	2,021	-	-	-	-
<b>TOTAL PARKING ADMINISTRATION</b>			<b>84,791</b>	<b>69,209</b>	<b>70,714</b>	<b>42,728</b>	<b>30,578</b>	<b>1,676</b>	<b>1,676</b>	<b>-</b>	<b>-</b>
<b>PARKS MAINTENANCE</b>											
A57110	102	WAGES	606,934	630,646	652,951	658,660	520,304	663,756	663,756	-	-
A57110	103	OVERTIME PAY	59,066	55,860	91,439	55,000	33,349	55,000	55,000	-	-
A57110	113	CLOTHING ALLOWANCE	1,600	1,600	1,600	1,800	1,600	1,800	1,800	-	-
A57110	202	OTHER EQUIPMENT	14,960	10,635	21,357	20,000	5,356	20,000	20,000	-	-
A57110	213	CLOTHING EXPENSE	2,924	1,115	3,709	3,500	689	3,500	3,500	-	-
A57110	214	COMPUTER EQUIPMENT	-	-	-	-	-	-	-	-	-
A57110	402	OTHER SUPPLIES	46,912	44,047	57,619	50,000	15,689	50,000	50,000	-	-
A57110	403	POSTAGE	-	-	1	25	-	25	25	-	-
A57110	406	MEMEBRSHIPS	100	100	525	1,000	725	1,000	1,000	-	-
A57110	408	EDUCATION & TRAINING	2,836	4,342	6,792	6,000	-	6,000	6,000	-	-
A57110	409	TRAVEL	378	206	1,341	2,000	-	2,000	2,000	-	-
A57110	410	AUTO MATERIALS	47,545	32,874	37,015	35,000	24,361	35,000	35,000	-	-
A57110	422	ELECTRIC SERVICE	35,468	34,842	30,424	40,000	20,089	40,000	38,000	-	-
A57110	424	WATER SERVICE	34,411	40,295	34,946	41,000	23,822	41,000	41,000	-	-
A57110	441	CONTRACTED SERVICES	191,754	135,654	142,292	130,000	64,508	130,000	130,000	-	-
A57110	44103	TREES, FLOWERS & SHRUBS	34,545	52,930	64,728	60,000	57,309	60,000	55,000	-	-
A57110	44104	SOLID WASTE DISPOSAL CHARGES	21,150	15,832	18,145	20,000	9,760	20,000	20,000	-	-
A57110	44106	SEASONAL EMPLOYMENT	-	66,641	84,775	71,000	-	85,000	40,000	-	-
A57110	451	RENTAL/LEASE	106,382	8,448	10,695	10,000	2,364	10,000	10,000	-	-
A57110	45101	LEASE PAYMENTS	-	131,950	192,147	192,148	192,148	192,148	192,148	-	-
A57110	461	REPAIRS	62,693	52,917	92,905	65,000	58,103	80,000	70,000	-	-
A57110	463	FUEL	38,218	33,729	24,718	40,000	14,174	40,000	38,000	-	-
A57110	464	CUSTODIAL SUPPLIES	4,010	2,146	-	4,000	47	4,000	4,000	-	-



2021 - 2022 CITY OF UTICA BUDGET

GENERAL FUND			2017-2018 ACTUAL EXPENDED	2018-2019 ACTUAL EXPENDED	2019-2020 ACTUAL EXPENDED	2020-2021 REVISED BUDGET	February 1, 2021 2020-2021 YEAR-TO-DATE ACTUAL	2021-2022 DEPARTMENT REQUESTED	2021-2022 MAYOR APPROVED	2021-2022 E & A APPROVED	2021-2022 COUNCIL APPROVED
<b>PARKS MAINTENANCE CONT</b>											
A57110	471	MISCELLANEOUS	478	300	1,000	1,000	95	1,000	1,000	-	-
A57110	802	SOCIAL SECURITY	50,834	52,213	56,598	54,595	42,127	54,985	54,985	-	-
<b>TOTAL PARKS MAINTENANCE</b>			<b>1,363,197</b>	<b>1,409,322</b>	<b>1,627,722</b>	<b>1,561,728</b>	<b>1,086,619</b>	<b>1,596,214</b>	<b>1,532,214</b>	<b>-</b>	<b>-</b>
<b>INFRASTRUCTURE</b>											
A57130	102	WAGES	80,671	56,959	59,323	103,685	48,257	104,226	104,226	-	-
A57130	103	OVERTIME PAY	-	156	7	1,030	-	-	-	-	-
A57130	113	CLOTHING ALLOWANCE	100	100	100	200	100	200	200	-	-
A57130	202	OTHER EQUIPMENT	-	409	-	1,000	-	1,000	1,000	-	-
A57130	213	CLOTHING EXPENSE	100	-	-	200	-	200	200	-	-
A57130	402	OTHER SUPPLIES	165	390	40	400	-	1,000	1,000	-	-
A57130	441	CONTRACTED SERVICES	-	-	156,479	1,500	-	1,500	1,500	-	-
A57130	442	CONTRACTUAL - STORMWATER	-	-	-	-	-	200,000	200,000	-	-
A57130	461	REPAIRS	-	2,031	-	1,000	-	1,000	1,000	-	-
A57130	463	GAS & OIL	3,145	1,352	1,495	2,100	1,777	2,500	2,500	-	-
A57130	471	MISCELLANEOUS	-	-	-	750	-	750	750	-	-
A57130	802	SOCIAL SECURITY	6,128	4,338	4,507	8,011	3,668	7,973	7,973	-	-
<b>TOTAL INFRASTRUCTURE</b>			<b>90,309</b>	<b>65,735</b>	<b>221,951</b>	<b>119,876</b>	<b>53,802</b>	<b>320,349</b>	<b>320,349</b>	<b>-</b>	<b>-</b>
<b>PLAYGROUNDS</b>											
A57140	102	WAGES	109,743	116,930	133,598	123,261	109,832	132,829	132,829	-	-
A57140	103	OVERTIME PAY	40,633	33,521	30,786	36,050	2,363	36,050	36,050	-	-
A57140	113	CLOTHING ALLOWANCE	300	300	300	300	300	300	300	-	-
A57140	202	OTHER EQUIPMENT	12,915	800	37,942	10,000	-	12,000	12,000	-	-
A57140	211	CAPITAL OUTLAY	-	-	-	100	-	100	100	-	-
A57140	402	OTHER SUPPLIES	14,858	15,161	9,923	15,000	8,401	15,000	15,000	-	-
A57140	422	ELECTRIC SERVICE	11,916	12,113	10,801	14,000	6,618	14,000	14,000	-	-
A57140	441	CONTRACTED SERVICES	-	805	-	1,000	-	1,000	1,000	-	-





2021 - 2022 CITY OF UTICA BUDGET

GENERAL FUND			2017-2018 ACTUAL EXPENDED	2018-2019 ACTUAL EXPENDED	2019-2020 ACTUAL EXPENDED	2020-2021 REVISED BUDGET	February 1, 2021 2020-2021 YEAR-TO-DATE ACTUAL	2021-2022 DEPARTMENT REQUESTED	2021-2022 MAYOR APPROVED	2021-2022 E & A APPROVED	2021-2022 COUNCIL APPROVED
<b>SKI CHALET</b>											
A57181	102	WAGES	5,072	-	-	10,000	-	10,000	5,000	-	-
A57181	202	OTHER EQUIPMENT	1,762	-	-	2,500	-	2,500	2,500	-	-
A57181	402	OTHER SUPPLIES	6,677	34,495	5,223	5,000	195	5,000	5,000	-	-
A57181	404	PRINTING	-	-	-	500	-	500	500	-	-
A57181	408	EDUCATION & TRAINING	880	-	-	500	-	500	500	-	-
A57181	42111	SKI CHALET & FIELD HEAT	12,259	12,696	12,308	12,500	6,209	12,500	12,500	-	-
A57181	42210	FIELDHOUSE ELECTRIC	2,616	2,155	2,135	5,000	1,609	5,000	4,000	-	-
A57181	42211	SKI CHALET ELECTRIC	21,317	19,538	19,309	20,000	11,485	20,000	20,000	-	-
A57181	424	WATER SERVICE	5,226	2,288	5,421	7,000	4,310	7,000	7,000	-	-
A57181	431	INSURANCE	11,000	11,595	11,613	12,000	11,862	12,000	12,000	-	-
A57181	441	CONTRACTED SERVICES	12,120	5,665	5,025	7,000	-	7,000	7,000	-	-
A57181	461	REPAIRS	25,230	6,179	6,425	10,000	2,390	10,000	5,000	-	-
A57181	463	GAS & OIL	-	-	-	500	-	500	500	-	-
A57181	802	SOCIAL SECURITY	388	-	-	765	-	765	383	-	-
<b>TOTAL SKI CHALET</b>			<b>104,545</b>	<b>94,611</b>	<b>67,459</b>	<b>93,265</b>	<b>38,060</b>	<b>93,265</b>	<b>81,883</b>	<b>-</b>	<b>-</b>
<b>BERTOLINI CLUBHOUSE</b>											
A57182	202	OTHER EQUIPMENT	-	-	-	-	-	-	-	-	-
A57182	421	HEAT SERVICE	10,636	11,209	11,458	12,000	4,528	12,000	12,000	-	-
A57182	422	ELECTRIC SERVICE	14,804	14,940	11,736	15,000	6,464	15,000	15,000	-	-
A57182	424	WATER SERVICE	8,781	7,813	7,860	9,500	4,833	9,000	9,000	-	-
A57182	461	REPAIRS	7,019	10,234	9,776	10,000	2,273	10,000	10,000	-	-
<b>TOTAL BERTOLINI CLUBHOUSE</b>			<b>41,241</b>	<b>44,196</b>	<b>40,830</b>	<b>46,500</b>	<b>18,098</b>	<b>46,000</b>	<b>46,000</b>	<b>-</b>	<b>-</b>

2021 - 2022 CITY OF UTICA BUDGET

GENERAL FUND			2017-2018 ACTUAL EXPENDED	2018-2019 ACTUAL EXPENDED	2019-2020 ACTUAL EXPENDED	2020-2021 REVISED BUDGET	February 1, 2021 2020-2021 YEAR-TO-DATE ACTUAL	2021-2022 DEPARTMENT REQUESTED	2021-2022 MAYOR APPROVED	2021-2022 E & A APPROVED	2021-2022 COUNCIL APPROVED
<b>YOUTH BUREAU</b>											
A57310	101	SALARIES	139,586	143,770	151,235	146,025	112,968	147,021	147,021	-	-
A57310	102	WAGES	233,368	238,869	242,680	288,997	51,791	287,030	287,030	-	-
A57310	103	OVERTIME	-	-	-	339	338	-	-	-	-
A57310	201	OFFICE EQUIPMENT	-	184	-	200	-	200	200	-	-
A57310	202	OTHER EQUIPMENT	1,157	339	2,092	1,500	1,452	1,500	1,500	-	-
A57310	204	UNIFORMS	1,231	1,713	1,048	2,000	-	2,000	2,000	-	-
A57310	401	OFFICE SUPPLIES	692	858	949	1,400	463	1,400	1,400	-	-
A57310	402	OTHER SUPPLIES	3,224	5,870	4,744	5,000	3,139	5,000	5,000	-	-
A57310	403	POSTAGE	426	96	75	500	16	500	500	-	-
A57310	404	PRINTING	683	768	868	1,000	-	1,000	1,000	-	-
A57310	409	TRAVEL	-	617	1,319	2,000	740	2,000	2,000	-	-
A57310	441	CONTRACTED SERVICES	10,015	12,452	11,798	13,000	782	13,000	13,000	-	-
A57310	451	RENTAL/LEASE	-	-	-	950	-	950	950	-	-
A57310	45101	LEASE PAYMENTS	650	7,328	7,328	7,329	7,328	7,329	7,329	-	-
A57310	461	REPAIRS	-	-	-	500	-	500	500	-	-
A57310	463	FUEL	-	1,440	-	-	-	1,440	1,440	-	-
A57310	471	SPECIAL PROGRAMS	5,456	5,889	1,384	2,000	715	2,000	2,000	-	-
A57310	802	SOCIAL SECURITY	28,312	29,066	29,856	33,305	12,425	33,205	33,205	-	-
<b>TOTAL YOUTH BUREAU</b>			<b>424,799</b>	<b>449,259</b>	<b>455,376</b>	<b>506,045</b>	<b>192,157</b>	<b>506,074</b>	<b>506,074</b>	<b>-</b>	<b>-</b>
<b>CELEBRATIONS</b>											
A57550	441	CONTRACTED SERVICES	16,688	16,688	16,715	2,004	-	17,000	17,000	-	-
<b>TOTAL CELEBRATIONS</b>			<b>16,688</b>	<b>16,688</b>	<b>16,715</b>	<b>2,004</b>	<b>-</b>	<b>17,000</b>	<b>17,000</b>	<b>-</b>	<b>-</b>



2021 - 2022 CITY OF UTICA BUDGET

GENERAL FUND			2017-2018 ACTUAL EXPENDED	2018-2019 ACTUAL EXPENDED	2019-2020 ACTUAL EXPENDED	2020-2021 REVISED BUDGET	February 1, 2021 2020-2021 YEAR-TO-DATE ACTUAL	2021-2022 DEPARTMENT REQUESTED	2021-2022 MAYOR APPROVED	2021-2022 E & A APPROVED	2021-2022 COUNCIL APPROVED
<b>PARKWAY RECREATION CENTER</b>											
A57620	101	SALARIES	34,793	35,749	37,363	37,834	31,722	37,834	37,834	-	-
A57620	113	CLOTHING ALLOWANCE	100	100	100	100	100	100	100	-	-
A57620	202	OTHER EQUIPMENT	-	-	4,667	5,000	3,625	5,000	5,000	-	-
A57620	402	OTHER SUPPLIES	3,712	2,283	3,955	4,500	744	4,500	4,500	-	-
A57620	441	CONTRACTED SERVICES	22,202	24,339	31,516	22,000	13,481	22,000	22,000	-	-
A57620	45101	LEASE PAYMENTS	-	4,188	4,188	4,188	4,188	4,188	4,188	-	-
A57620	461	REPAIRS	14,057	29,748	26,735	15,000	3,612	15,000	15,000	-	-
A57620	464	CUSTODIAL SUPPLIES	1,053	392	856	1,000	569	1,000	1,000	-	-
A57620	802	SOCIAL SECURITY	2,669	2,742	2,865	2,894	2,434	2,894	2,894	-	-
<b>TOTAL PARKWAY RECREATION CENTER</b>			<b>78,587</b>	<b>99,541</b>	<b>112,245</b>	<b>92,516</b>	<b>60,475</b>	<b>92,516</b>	<b>92,516</b>	<b>-</b>	<b>-</b>
<b>SOFTBALL</b>											
A57988	402	OTHER SUPPLIES	4,104	3,193	3,826	5,000	-	5,000	5,000	-	-
A57988	441	CONTRACTED SERVICES	25,422	29,119	3,923	4,000	-	4,000	4,000	-	-
<b>TOTAL SOFTBALL</b>			<b>29,526</b>	<b>32,312</b>	<b>7,749</b>	<b>9,000</b>	<b>-</b>	<b>9,000</b>	<b>9,000</b>	<b>-</b>	<b>-</b>
<b>PAYMENTS TO OUTSIDE AGENCIES</b>											
A57989	484	HUMANE SOCIETY	60,000	60,000	60,000	120,000	120,000	120,000	120,000	-	-
A57989	486	UTICA PUBLIC LIBRARY	10,000	-	-	-	-	-	-	-	-
A57989	487	CENTRO	228,000	228,000	228,000	228,086	228,085	228,000	228,000	-	-
A57989	496	UTICA ZOO	50,000	-	-	-	-	-	-	-	-
A57989	500	ZAGSTER	46,000	-	-	-	-	-	-	-	-
<b>TOTAL PAYMENTS TO OUTSIDE AGENCIES</b>			<b>394,000</b>	<b>288,000</b>	<b>288,000</b>	<b>348,086</b>	<b>348,085</b>	<b>348,000</b>	<b>348,000</b>	<b>-</b>	<b>-</b>
<b>ZONING</b>											
A58010	101	SALARIES	3,813	3,478	4,031	4,000	2,864	4,000	4,000	-	-
A58010	407	ADVERTISING	835	804	772	800	631	800	800	-	-
A58010	408	EDUCATION AND TRAINING	40	-	-	-	-	-	-	-	-
A58010	802	SOCIAL SECURITY	292	266	309	306	219	306	306	-	-
<b>TOTAL ZONING</b>			<b>4,980</b>	<b>4,548</b>	<b>5,112</b>	<b>5,106</b>	<b>3,714</b>	<b>5,106</b>	<b>5,106</b>	<b>-</b>	<b>-</b>

2021 - 2022 CITY OF UTICA BUDGET

GENERAL FUND			2017-2018 ACTUAL EXPENDED	2018-2019 ACTUAL EXPENDED	2019-2020 ACTUAL EXPENDED	2020-2021 REVISED BUDGET	February 1, 2021 2020-2021 YEAR-TO-DATE ACTUAL	2021-2022 DEPARTMENT REQUESTED	2021-2022 MAYOR APPROVED	2021-2022 E & A APPROVED	2021-2022 COUNCIL APPROVED
<b>PLANNING</b>											
A58020	101	SALARIES	3,635	4,000	4,031	4,000	3,354	4,000	4,000	-	-
A58020	407	ADVERTISING	-	358	104	300	50	300	300	-	-
A58020	408	EDUCATION & TRAINING	-	1,200	-	-	-	-	-	-	-
A58020	441	CONTRACTED SERVICES	53,528	71,248	64,921	65,000	-	65,000	65,000	-	-
A58020	802	SOCIAL SECURITY	278	306	309	306	257	306	306	-	-
<b>TOTAL PLANNING</b>			<b>57,441</b>	<b>77,112</b>	<b>69,365</b>	<b>69,606</b>	<b>3,661</b>	<b>69,606</b>	<b>69,606</b>	<b>-</b>	<b>-</b>
<b>STREET CLEANING</b>											
A58170	102	WAGES	1,269,131	1,203,869	1,263,525	1,297,526	953,490	1,153,506	1,153,506	-	-
A58170	103	OVERTIME PAY	253,558	228,642	212,446	225,000	84,046	225,000	225,000	-	-
A58170	109	LONGEVITY	11,200	11,200	8,200	9,800	7,200	9,800	9,800	-	-
A58170	113	CLOTHING ALLOWANCE	6,067	6,400	5,800	10,000	5,000	10,000	10,000	-	-
A58170	116	FOREMAN PAY	27,279	30,904	45,893	42,000	43,156	42,000	44,000	-	-
A58170	120	PLOWING STIPEND	7,500	7,000	6,750	10,000	6,500	10,000	8,000	-	-
A58170	202	OTHER EQUIPMENT	2,150	6,141	12,107	10,000	3,624	10,000	10,000	-	-
A58170	213	CLOTHING EXPENSE	6,866	2,597	4,738	6,000	1,163	6,000	6,000	-	-
A58170	402	OTHER SUPPLIES	581,639	773,886	445,346	448,000	133,418	457,000	457,000	-	-
A58170	408	EDUCATION & TRAINING	-	4,690	4,693	5,000	-	5,000	5,000	-	-
A58170	441	CONTRACTED SERVICES	-	-	-	1,000	-	1,000	1,000	-	-
A58170	451	RENTAL/LEASE	215,000	-	-	-	-	-	-	-	-
A58170	471	MISCELLANEOUS	-	329	-	1,000	-	1,000	1,000	-	-
A58170	802	SOCIAL SECURITY	120,166	112,881	116,512	117,223	82,863	106,205	106,205	-	-
<b>TOTAL STREET CLEANING</b>			<b>2,500,555</b>	<b>2,388,539</b>	<b>2,126,010</b>	<b>2,182,549</b>	<b>1,320,460</b>	<b>2,036,511</b>	<b>2,036,511</b>	<b>-</b>	<b>-</b>



2021 - 2022 CITY OF UTICA BUDGET

GENERAL FUND			2017-2018 ACTUAL EXPENDED	2018-2019 ACTUAL EXPENDED	2019-2020 ACTUAL EXPENDED	2020-2021 REVISED BUDGET	February 1, 2021 2020-2021 YEAR-TO-DATE ACTUAL	2021-2022 DEPARTMENT REQUESTED	2021-2022 MAYOR APPROVED	2021-2022 E & A APPROVED	2021-2022 COUNCIL APPROVED
<b>DEMOLITIONS</b>											
A58666	102	WAGES	122,148	84,810	136,425	127,837	107,634	129,917	129,917	-	-
A58666	103	OVERTIME PAY	61,031	42,509	59,161	51,500	28,011	51,500	51,500	-	-
A58666	109	LONGEVITY	2,100	1,400	2,100	2,100	1,900	2,100	2,100	-	-
A58666	113	CLOTHING ALLOWANCE	600	400	400	600	200	600	600	-	-
A58666	116	FOREMAN PAY	7,279	6,812	7,655	7,000	5,372	7,000	7,000	-	-
A58666	120	PLOWING STIPEND	750	500	500	750	500	750	750	-	-
A58666	213	CLOTHING EXPENSE	718	200	306	500	100	900	900	-	-
A58666	402	OTHER SUPPLIES	79	2,314	4,539	3,000	3,000	3,000	3,000	-	-
A58666	408	EDUCATION & TRAINING	3,520	1,500	4,550	1,000	-	5,000	5,000	-	-
A58666	441	CONTRACTED SERVICES	-	7,625	9,774	10,000	9,981	10,000	10,000	-	-
A58666	451	RENTAL/LEASE	18,000	2,824	10,013	11,500	783	11,500	11,500	-	-
A58666	461	REPAIRS	2,964	4,706	11,917	6,000	5,762	6,000	6,000	-	-
A58666	471	MISCELLANEOUS	-	-	1,880	500	57	500	500	-	-
A58666	802	SOCIAL SECURITY	14,872	10,467	15,824	13,880	11,007	14,039	14,039	-	-
<b>TOTAL DEMOLITIONS</b>			<b>234,062</b>	<b>166,067</b>	<b>265,044</b>	<b>236,167</b>	<b>174,307</b>	<b>242,806</b>	<b>242,806</b>	<b>-</b>	<b>-</b>
<b>GENERAL CITY EMPLOYEE BENEFITS</b>											
A59089	801	RETIREMENT	729,070	802,608	722,722	754,437	754,436	837,724	837,724	-	-
A59089	802	SOCIAL SECURITY	2,036	2,032	1,341	2,500	1,098	2,000	2,000	-	-
A59089	803	MEDICAL	1,987,915	1,888,925	1,516,345	1,668,861	1,306,933	1,421,246	1,421,246	-	-
A59089	805	UNEMPLOYMENT	6,976	184	4,016	30,217	20,584	5,000	5,000	-	-
A59089	806	WORKERS' COMPENSATION	1,001,882	912,056	815,990	719,502	680,967	578,219	578,219	-	-
<b>TOTAL GENERAL CITY EMPLOYEE BENEFITS</b>			<b>3,727,880</b>	<b>3,605,805</b>	<b>3,060,414</b>	<b>3,175,517</b>	<b>2,764,018</b>	<b>2,844,189</b>	<b>2,844,189</b>	<b>-</b>	<b>-</b>
<b>DPW EMPLOYEE BENEFITS</b>											
A59090	801	RETIREMENT	323,655	334,491	341,634	348,581	348,581	356,199	356,199	-	-
A59090	803	TEAMSTER MEDICAL	734,266	779,926	688,835	899,362	540,595	862,325	862,325	-	-
<b>TOTAL DPW EMPLOYEE BENEFITS</b>			<b>1,057,921</b>	<b>1,114,417</b>	<b>1,030,469</b>	<b>1,247,943</b>	<b>889,176</b>	<b>1,218,524</b>	<b>1,218,524</b>	<b>-</b>	<b>-</b>





2021 - 2022 CITY OF UTICA BUDGET

GENERAL FUND			2017-2018 ACTUAL EXPENDED	2018-2019 ACTUAL EXPENDED	2019-2020 ACTUAL EXPENDED	2020-2021 REVISED BUDGET	February 1, 2021 2020-2021 YEAR-TO-DATE ACTUAL	2021-2022 DEPARTMENT REQUESTED	2021-2022 MAYOR APPROVED	2021-2022 E & A APPROVED	2021-2022 COUNCIL APPROVED
<b>TRANSFERS TO OTHER FUNDS</b>											
A59901	918	TRANSFER TO DEBT SERVICE	5,035,059	5,462,633	5,010,906	4,049,102	3,872,174	4,248,510	4,248,510	-	-
A59901	91801	TRANSFER TO DEBT SERVICE - PAVING	-	406,086	414,918	413,031	413,031	-	-	-	-
A59901	91802	TRANSFER TO DEBT SERVICE - ERS	-	93,274	-	-	-	-	-	-	-
A59901	91803	TRANSFER TO DEBT SERVICE - PFRS	-	174,455	-	-	-	-	-	-	-
<b>TRANSFERS TO OTHER FUNDS</b>			<b>5,035,059</b>	<b>6,136,448</b>	<b>5,425,824</b>	<b>4,462,133</b>	<b>4,285,205</b>	<b>4,248,510</b>	<b>4,248,510</b>	<b>-</b>	<b>-</b>
<b>GENERAL FUND CONTINGENCY</b>											
A59999	999	CONTINGENCY	-	-	-	150,000	-	150,000	150,000	-	-
<b>TOTAL GENERAL FUND CONTINGENCY</b>			<b>-</b>	<b>-</b>	<b>-</b>	<b>150,000</b>	<b>-</b>	<b>150,000</b>	<b>150,000</b>	<b>-</b>	<b>-</b>
<b>GRAND TOTAL</b>			<b>69,896,686</b>	<b>71,520,704</b>	<b>70,877,769</b>	<b>73,001,205</b>	<b>58,439,990</b>	<b>73,759,378</b>	<b>72,720,034</b>	<b>-</b>	<b>-</b>

**GENERAL FUND  
TABLE OF ORGANIZATION**



LOCATION A51010 -COMMON COUNCIL SALARY

HIRE DATE	GROUP	JOB	JOB DESCRIPTION	GRADE	STEP	GRADE/STEP DATE	2020-2021 SALARY	2021-2022 SALARY	LONGEVITY AMOUNT
1/1/2016	NONW	1000	COUNCIL PRESIDENT				16,803	16,803	-
1/1/2020	NONW	1000	COUNCILPERSON				16,803	16,803	-
1/1/2020	NONW	1000	COUNCILPERSON				16,803	16,803	-
1/1/2020	NONW	1000	COUNCILPERSON				16,803	16,803	-
6/1/2019	NONW	1000	COUNCILPERSON				16,803	16,803	-
1/1/2014	NONW	1000	COUNCILPERSON				16,803	16,803	-
1/1/2014	NONW	1000	COUNCILPERSON				16,803	16,803	-
1/1/2018	NONW	1000	COUNCILPERSON				16,803	16,803	-
1/1/2016	NONW	1000	COUNCILPERSON				16,803	16,803	-
1/1/2020	NONW	1000	COUNCILPERSON				16,803	16,803	-
9/5/2016	NONW	1200	SECRETARY TO THE COMMON COUNCIL				28,719	30,219	-
<b>TOTAL SALARIES</b>							<b>196,749</b>	<b>198,249</b>	<b>-</b>

LOCATION A51210 - MAYOR SALARY

HIRE DATE	GROUP	JOB	JOB DESCRIPTION	GRADE	STEP	GRADE/STEP DATE	2020-2021 SALARY	2021-2022 SALARY	LONGEVITY AMOUNT
1/1/2012	NONW	1210	MAYOR				93,500	93,500	-
4/1/2019	NONW	1212	CHIEF OF STAFF				85,000	86,700	-
6/18/2001	NONW	1205	DEVELOPMENTAL ADMINISTRATOR				57,893	59,051	-
10/15/2018	NONW	1210	SECRETARY TO THE MAYOR				47,096	48,038	-
<b>TOTAL SALARIES</b>							<b>283,489</b>	<b>287,289</b>	<b>-</b>
LESS: CHARGEBACK OF 50% OF DEVELOPMENTAL ADMINISTRATOR TO TO URBAN RENEWAL AGENCY.							(27,352)	(29,525)	
<b>TOTAL SALARIES</b>							<b>256,137</b>	<b>257,763</b>	<b>-</b>

LOCATION A51315 - COMPTROLLER SALARIES

HIRE DATE	GROUP	JOB	JOB DESCRIPTION	GRADE	STEP	GRADE/STEP DATE	2020-2021 SALARY	2021-2022 SALARY	LONGEVITY AMOUNT
1/1/2008	NONW	1315	COMPTROLLER			4/1/2014	80,500	80,500	-
10/5/2015	NONW	1348	DEPUTY COMPTROLLER			10/5/2015	74,485	79,485	-
4/1/1997	CSEA	1320	AUDITOR	26	2	4/1/2013	62,469	62,469	5,263
1/29/1996	CSEA	3004	SENIOR ADMINISTRATIVE AID	25	2	1/29/2016	61,728	62,964	8,082
6/5/2006	CSEA	1315	SENIOR ACCOUNTANT	28	2	4/1/2013	64,962	64,962	3,093
3/2/2020	CSEA	1337	PROVISIONAL ACCOUNTANT	12	2	3/2/2021	-	33,638	-
10/1/2018	CSEA	1315	PROVISIONAL ACCOUNTANT	22	0	10/1/2018	48,500	48,500	-
2/19/2008	CSEA	1315	ACCOUNTS PAYABLE SUPERVISOR	26	0	4/1/2013	53,460	60,066	2,860
5/28/1991	CSEA	1342	SENIOR PAYROLL CLERK	18	2	10/1/2018	47,630	48,107	6,590
12/3/2002	CSEA	1315	SENIOR PAYROLL CLERK	18	2	10/1/2015	45,336	45,336	3,819
	CSEA	1305	SENIOR ACCOUNT CLERK/TYPIST				-	-	-
1/13/2005	CSEA	1305	DISBURSEMENT OFFICER	22	2	6/16/2015	52,920	53,017	4,467
1/25/2005	CSEA	1339	PROVISIONAL CASHIER	18	2	3/27/2015	43,465	41,517	3,198
	CSEA	1335	SENIOR CASHIER	16			39,878	-	-
<b>TOTAL SALARIES</b>							<b>645,033</b>	<b>680,561</b>	<b>37,372</b>

LOCATION A51315 - COMPTROLLER WAGES

	NONW	1316	DEPUTY COMPTROLLER				30,000	-	-
12/3/2002	CSEA	1308	KRONOS ADMINSTRATOR				2,500	2,500	-
<b>TOTAL WAGES</b>							<b>32,500</b>	<b>2,500</b>	<b>-</b>

**LOCATION A51340 - BUDGET SALARIES**

HIRE DATE	GROUP	JOB	JOB DESCRIPTION	GRADE	STEP	GRADE/STEP DATE	2020-2021 SALARY	2021-2022 SALARY	LONGEVITY AMOUNT
1/24/2018	NONW	1525	BUDGET DIRECTOR			1/24/2019	74,083	81,900	-
	NONW	1524	DEPUTY BUDGET DIRECTOR				-	-	-
<b>TOTAL SALARIES</b>							<b>74,083</b>	<b>81,900</b>	<b>-</b>

**LOCATION A51345 - PURCHASING SALARIES**

HIRE DATE	GROUP	JOB	JOB DESCRIPTION	GRADE	STEP	GRADE/STEP DATE	2020-2021 SALARY	2021-2022 SALARY	LONGEVITY AMOUNT
10/10/2019	CSEA	1350	PURCHASING AGENT	20	2	10/3/2015	44,854	44,854	-
<b>TOTAL SALARIES</b>							<b>44,609</b>	<b>44,854</b>	<b>-</b>

**LOCATION A51355 - ASSESSMENT SALARIES**

HIRE DATE	GROUP	JOB	JOB DESCRIPTION	GRADE	STEP	GRADE/STEP DATE	2020-2021 SALARY	2021-2022 SALARY	LONGEVITY AMOUNT
1/6/2015	NONW	1375	ASSESSOR	16	2	1/6/2016	62,887	64,145	-
12/11/1989	CSEA	1365	OFFICER MANAGER	19	2	12/11/2014	49,678	49,856	6,713
	CSEA	1360	REAL PROPERTY DATA COLLECTOR	17	2	4/1/2013	41,964	-	-
	CSEA	1360	ADMINISTRATIVE AID	17	2	4/1/2013	47,096	-	-
	CSEA	1210	REAL PROPERTY DATA CLERK				-	33,512	-
<b>TOTAL SALARIES</b>							<b>201,625</b>	<b>147,513</b>	<b>6,713</b>
PLUS: 50% CHARGEBACK FROM CORPORATION COUNSEL							-	35,755	-
<b>TOTAL</b>							<b>201,625</b>	<b>183,268</b>	<b>-</b>

**LOCATION A51356 - BOARD OF ASSESSMENT SALARIES**

HIRE DATE	GROUP	JOB	JOB DESCRIPTION	GRADE	STEP	GRADE/STEP DATE	2020-2021 SALARY	2021-2022 SALARY	LONGEVITY AMOUNT
	NOBE	7500	BOARD OF ASSESSMENT REVIEW MEMBER				750	500	-
	NOBE	7500	BOARD OF ASSESSMENT REVIEW MEMBER				750	500	-
	NOBE	7500	BOARD OF ASSESSMENT REVIEW MEMBER				750	500	-
	NOBE	7500	BOARD OF ASSESSMENT REVIEW MEMBER				750	500	-
	NOBE	7500	BOARD OF ASSESSMENT REVIEW MEMBER				750	500	-
<b>TOTAL SALARIES</b>							<b>3,750</b>	<b>2,500</b>	<b>-</b>



LOCATION A51410 - CITY CLERK SALARIES

57

HIRE DATE	GROUP	JOB	JOB DESCRIPTION	GRADE	STEP	GRADE/STEP DATE	2020-2021 SALARY	2021-2022 SALARY	LONGEVITY AMOUNT
2/15/2015	NONW	1400	CITY CLERK				57,524	58,674	-
3/2/2020	NONW	1400	DEPUTY CITY CLERK				49,198	50,182	-
11/6/2000	CSEA	1305	SENIOR ACCOUNT CLERK/TYPIST	17	2	11/6/2015	43,642	44,952	4,986
3/14/2016	NONW	3620	SECRETARY				34,134	34,134	-
1/7/2002	CSEA	4020	LICENSING AND RECORDS CLERK	14	2	4/1/2013	39,268	39,268	3,308
	CSEA	6511	CLERK				-	-	-
<b>TOTAL SALARIES</b>							<b>223,766</b>	<b>227,210</b>	<b>8,294</b>

LOCATION A51410 - CITY CLERK WAGES

NOBE	7074	TEMPORARY P/T SECRETARY @ \$15.00/HR					15,000	15,000	-
<b>TOTAL WAGES</b>							<b>15,000</b>	<b>15,000</b>	<b>-</b>

LOCATION A51420 - CORPORATION COUNSEL

HIRE DATE	GROUP	JOB	JOB DESCRIPTION	GRADE	STEP	GRADE/STEP DATE	2020-2021 SALARY	2021-2022 SALARY	LONGEVITY AMOUNT
1/18/1994	NWPT	1455	CORPORATION COUNSEL				57,150	58,293	-
9/11/2012	NONW	1470	FIRST ASSISTANT CORPORATION COUNSEL				80,433	90,000	-
10/3/2016	NONW	1450	ASSISTANT CORPORATION COUNSEL				79,374	89,000	-
9/23/2013	NONW	1450	ASSISTANT CORPORATION COUNSEL				70,167	71,510	-
	NONW	1450	ASSISTANT CORPORATION COUNSEL				67,000	67,000	-
4/1/2014	NWPT	1460	PART-TIME ASSISTANT CORPORATION COUNSEL				39,687	42,500	-
3/3/1976	NWPT	1460	PART-TIME ASSISTANT CORPORATION COUNSEL				35,000	42,500	-
10/30/2006	NWPT	1460	PART-TIME ASSISTANT CORPORATION COUNSEL				41,804	40,000	-
12/10/2013	NOBE	1460	PART-TIME ASSISTANT CORPORATION COUNSEL				-	12,000	-
		1460	PART-TIME ASSISTANT CORPORATION COUNSEL				30,000	-	-
7/6/1992	NONW	1465	LEGAL SECRETARY				47,625	48,578	-
2/3/2020	NONW	1200	SECRETARY TO THE CORPORATION COUNSEL				42,333	43,180	-
<b>TOTAL SALARIES</b>							<b>590,573</b>	<b>604,560</b>	<b>-</b>
LESS: CHARGEBACK TO URBAN RENEWAL							(25,000)	(25,000)	
LESS: 20% CHARGEBACK TO CIVIL SERVICE							-	(8,636)	
LESS: 50% CHARGEBACK TO ASSESSOR							-	(35,755)	
<b>TOTAL</b>							<b>565,573</b>	<b>535,169</b>	

LOCATION A51430 - CIVIL SERVICE SALARIES

HIRE DATE	GROUP	JOB	JOB DESCRIPTION	GRADE	STEP	GRADE/STEP DATE	2020-2021 SALARY	2021-2022 SALARY	LONGEVITY AMOUNT
8/26/2013	NOBE	1490	CIVIL SERVICE CHAIRPERSON				3,000	3,000	-
9/24/2018	NOBE	1500	CIVIL SERVICE COMMISSIONER				2,000	2,000	-
11/9/2016	NOBE	1500	CIVIL SERVICE COMMISSIONER				2,000	2,000	-
12/28/2000	CSEA	1505	SECRETARY TO CIVIL SERVICE COMMISSION	28	1	12/21/2015	67,290	67,397	5,528
<b>TOTAL SALARIES</b>							<b>74,290</b>	<b>74,397</b>	<b>5,528</b>
PLUS: 20% CHARGEBACK FROM CORPORATION COUNSEL							-	8,636	
<b>TOTAL</b>							<b>74,290</b>	<b>83,033</b>	

LOCATION A51430 - CIVIL SERVICE WAGES

NOBE	P/T CLERK						15,000	-	-
<b>TOTAL WAGES</b>							<b>15,000</b>	<b>-</b>	<b>-</b>

LOCATION A51440 - ENGINEERING SALARIES

HIRE DATE	GROUP	JOB	JOB DESCRIPTION	GRADE	STEP	GRADE/STEP DATE	2020-2021 SALARY	2021-2022 SALARY	LONGEVITY AMOUNT
3/20/2000	NONW	1575	DEPUTY CITY ENGINEER				79,000	80,580	-
5/9/2017	NONW		SECRETARY TO THE CITY ENGINEER				58,000	59,160	-
6/6/1988	CSEA	1565	ASSISTANT ENGINEER	23	02	6/6/2013	58,595	58,595	8,027
5/8/2006	CSEA	1567	ASSISTANT ENGINEER	20	02	4/1/2013	53,096	53,096	2,389
	CSEA		SENIOR ENGINEERING AIDE				42,485	36,877	-
	CSEA		JUNIOR ENGINEER				-	-	-
4/1/2019	CSEA	1590	SR. ENGINEERING AIDE				36,489	38,523	-
4/24/1984	CSEA	7305	RECEPTIONIST	16	02	4/24/2014	43,608	44,639	6,116
<b>TOTAL SALARIES:</b>							<b>371,273</b>	<b>371,470</b>	<b>16,531</b>
LESS: 100% CHARGEBACK OF SR ENGINEERING AIDE TO PAVING							(47,898)	(38,523)	
LESS: 100% CHARGEBACK OF DEPUTY ENGINEER TO PAVING							(26,548)	(59,160)	
<b>TOTAL</b>							<b>296,827</b>	<b>273,787</b>	

LOCATION A51440 ENGINEERING STIPEND

4/24/1984	CSEA	7305	STIPEND				2,500	2,500	
<b>TOTAL STIPEND</b>							<b>2,500</b>	<b>2,500</b>	

LOCATION A51440 ENGINEERING WAGES

HIRE DATE	GROUP	JOB	JOB DESCRIPTION	2020-2021 SALARY	2021-2022 SALARY	LONGEVITY AMOUNT
4/11/2006	NOBE	1582	PRINCIPAL ENGINEER P/T	45,000	45,000	-
			TEMPORARY LABORER @ \$15.00	15,000	14,000	-
			TEMPORARY LABORER @ \$15.00	13,000	14,000	-
			TEMPORARY LABORER @ \$15.00	14,000	14,000	-
<b>TOTAL WAGES</b>				<b>87,000</b>	<b>87,000</b>	<b>-</b>
LESS: 100% CHARGEBACK OF TEMPORARY LABORERS TO PAVING				(42,000)	(42,000)	
<b>TOTAL</b>				<b>45,000</b>	<b>45,000</b>	

LOCATION A51490 - DPW ADMINISTRATION SALARIES

HIRE DATE	GROUP	JOB	JOB DESCRIPTION	GRADE	STEP	GRADE/STEP DATE	2020-2021 SALARY	2021-2022 SALARY	LONGEVITY AMOUNT
4/14/1997	NONW	8000	COMMISSIONER OF PUBLIC WORKS				82,297	83,943	-
4/14/1997	NONW	7300	DIRECTOR OF YOUTH BUREAU				3,000	3,000	-
5/22/2000	NONW	8005	DEPUTY COMMISSIONER OF PUBLIC WORKS				62,043	63,284	-
11/7/2016	CSEA	7306	RECEPTIONIST				38,523	38,523	-
<b>TOTAL SALARIES</b>							<b>185,863</b>	<b>188,750</b>	<b>-</b>
LESS: 33% CHARGEBACK OF COMMISSIONER & DEPUTY COMMISSIONER TO SEWERS							(47,632)	(48,585)	
<b>TOTAL</b>							<b>138,231</b>	<b>140,165</b>	

LOCATION A51490 - DPW ADMINISTRATION STIPEND

11/7/2016	NOBE		STIPEND				3,500	3,500	
<b>TOTAL STIPEND</b>							<b>3,500</b>	<b>3,500</b>	



LOCATION A51620 - CITY HALL MAINTENANCE WAGES

59

HIRE DATE	GROUP	JOB	JOB DESCRIPTION	GRADE	STEP	GRADE/STEP DATE	2020-2021 SALARY	2021-2022 SALARY	LONGEVITY AMOUNT
	CSEA	1610	LABORER @ \$14.64/HR	LAB			33,821	33,821	-
1/15/2018	CSEA	1610	LABORER @ \$14.64/HR	LAB			33,821	33,821	-
	CSEA	1610	LABORER @ \$14.64/HR	LAB			30,451	30,451	-
	NOBE	1611	TEMPORARY PART-TIME LABORER @ \$9.00/HR	LAB			-	-	-
	NOBE	7071	PT LABORER @\$9/HR	LAB			-	-	-
<b>TOTAL WAGES</b>							<b>98,093</b>	<b>98,093</b>	<b>-</b>

LOCATION A51621 - FACILITIES WAGES

HIRE DATE	GROUP	JOB	JOB DESCRIPTION	GRADE	STEP	GRADE/STEP DATE	2020-2021 SALARY	2021-2022 SALARY	LONGEVITY AMOUNT
6/28/1980	CSEA	9033	BUILDINGS GROUNDS WORKER @ \$19.63/HR	BGWK	2	5/27/2014	46,799	46,799	-
<b>TOTAL WAGES</b>							<b>46,799</b>	<b>46,799</b>	<b>-</b>

LOCATION A51640 - DPW CENTRAL GARAGE WAGES

HIRE DATE	GROUP	JOB	JOB DESCRIPTION	GRADE	STEP	GRADE/STEP DATE	2020-2021 SALARY	2021-2022 SALARY	LONGEVITY AMOUNT
7/25/1994	TEAM	8055	AUTO MECHANIC , 1ST SHIFT@ \$22.53/HR	MECN	2	4/1/2015	46,862	46,862	-
12/15/1997	TEAM	8055	AUTO MECHANIC , 1ST SHIFT@ \$22.03/HR	MECN	2	4/13/2015	45,822	45,822	-
2/19/2002	TEAM	8055	AUTO MECHANIC, 2ND SHIFT @ \$22.53/HR	MECN	2	4/1/2015	46,862	46,862	-
2/19/2001	TEAM	8055	AUTO MECHANIC, 3RD SHIFT @ \$22.53/HR	MECN	2	4/1/2015	46,862	46,862	-
8/18/2003	TEAM	8055	AUTO MECHANIC, 2ND SHIFT @ \$22.53/HR	MECN	2	4/1/2015	46,862	46,862	-
4/3/2006	TEAM	8055	AUTO MECHANIC, 3RD SHIFT @ \$22.53/HR	MECN	2	4/1/2015	46,862	46,862	-
4/6/2020	TEAM	8055	AUTO MECHANIC, 3RD SHIFT @ \$22.53/HR	MECN			46,862	46,862	-
<b>TOTAL WAGES</b>							<b>326,996</b>	<b>326,996</b>	<b>-</b>

LOCATION A51680 - INFORMATION TECHNOLOGY SALARIES

HIRE DATE	GROUP	JOB	JOB DESCRIPTION	GRADE	STEP	GRADE/STEP DATE	2020-2021 SALARY	2021-2022 SALARY	LONGEVITY AMOUNT
8/28/2006	CSEA	1559	IT PROJECT MANAGER	26	2	7/1/2013	60,066	60,066	2,860
10/28/2019	CSEA	3096	PROVISIONAL COMPUTER SUPPORT SPECIALIST	16	0		38,523	38,523	-
<b>TOTAL SALARIES</b>							<b>98,589</b>	<b>98,589</b>	<b>2,860</b>

LOCATION A51680 - INFORMATION TECHNOLOGY STIPEND

HIRE DATE	GROUP	JOB	JOB DESCRIPTION	GRADE	STEP	GRADE/STEP DATE	2020-2021 STIPEND	2021-2022 STIPEND	LONGEVITY AMOUNT
8/28/2006			STIPEND				3,500	3,500	-
<b>TOTAL STIPEND</b>							<b>3,500</b>	<b>3,500</b>	<b>-</b>

LOCATION A53121 - POLICE ADMINISTRATION SALARIES

60

HIRE DATE	GROUP	JOB	JOB DESCRIPTION	GRADE	STEP	GRADE/STEP DATE	2020-2021 SALARY	2021-2022 SALARY	LONGEVITY AMOUNT
1/15/1988	CDCP	3100	POLICE CHIEF			12/1/2015	155,558	155,558	-
10/8/2001	CDCP	3170	DEPUTY CHIEF	DPY		12/1/2015	140,581	140,581	-
6/27/1994	PBA	3141	POLICE SERGEANT PATROL	SGPT		10/1/2015	87,600	90,885	-
10/15/2007	PBA	3110	INVESTIGATOR	INV		11/30/2018	81,052	81,052	-
			GRANTS ADMINISTRATOR				45,000	45,000	-
9/22/2014	CSEA	3017	SECRETARY TO POLICE CHIEF	16	2	9/22/2015	38,524	38,524	-
<b>TOTAL SALARIES</b>							<b>548,315</b>	<b>551,600</b>	<b>-</b>

LOCATION A53122 - POLICE ADMINISTRATIVE DIVISION SALARIES

HIRE DATE	GROUP	JOB	JOB DESCRIPTION	GRADE	STEP	GRADE/STEP DATE	2020-2021 SALARY	2021-2022 SALARY	LONGEVITY AMOUNT
10/8/2001	PBA	3160	POLICE CAPTAIN	CAPT	2		108,920	108,920	-
1/21/2002	PBA	3110	POLICE OFFICER	PO	5		76,686	76,686	-
8/5/2002	PBA	3120	INVESTIGATOR	INVR	2		81,833	81,833	-
8/11/2003	PBA	3140	POLICE SERGEANT NON PATROL	SGNP	2		90,019	90,019	-
8/11/2003	PBA	3140	POLICE SERGEANT NON PATROL	SGNP	2		90,019	90,019	-
6/5/2006	PBA	3141	POLICE SERGEANT NON PATROL	SGNP	1	6/5/2021	89,158	90,019	861
10/15/2007	PBA	3111	POLICE OFFICER	NPO	5		77,934	77,934	-
6/16/2008	PBA	3111	POLICE OFFICER	NPO	5		77,934	77,934	-
11/14/2011	PBA	3111	POLICE OFFICER	NPO		11/1/2021	77,179	77,934	755
6/16/2014	PBA	3111	POLICE OFFICER	NPO			77,179	77,179	-
6/12/2015	PBA	3111	POLICE OFFICER	NPO	0		77,179	77,179	-
4/4/2016	PBA	3111	POLICE OFFICER	NPO	2	4/4/2021	69,941	77,179	7,238
6/12/2015	PBA	3110	POLICE OFFICER	NPO			77,179	77,179	-
8/12/2002	CSEA	3627	POLICE OFFICE MANAGER	20	2		48,980	48,980	4,127
4/3/2006	CSEA	7010	MAINTENANCE MECHANIC II	20	2		48,980	48,978	2,332
3/13/1995	CSEA	3025	RECORDS CLERK	12	2		33,638	33,638	-
1/14/2019	CSEA	3025	RECORDS CLERK	12	2		33,638	33,638	-
<b>TOTAL SALARIES</b>							<b>1,236,396</b>	<b>1,245,248</b>	<b>15,313</b>

LOCATION A53122 - POLICE ADMINISTRATIVE DIVISION WAGES

HIRE DATE	GROUP	JOB	JOB DESCRIPTION	GRADE	STEP	GRADE/STEP DATE	2020-2021 SALARY	2021-2022 SALARY	LONGEVITY AMOUNT
12/10/1999	CSEA	7046	MECHANIC @ \$23.20	MECH	2		53,352	53,352	5,096
8/10/2001	CSEA	7046	MECHANIC @ \$22.66	MECH	2	8/10/2021	52,166	53,352	5,096
12/7/2015	CSEA	7046	MECHANIC @ \$20.20	MECH	2		42,016	42,016	-
5/20/2005	CSEA	7016	LABORER @ \$16.26	LAB	1		36,961	35,464	1,643
7/1/2019	CSEA	7016	LABORER @ \$16.26	LAB	1		33,820	33,820	-
<b>TOTAL WAGES</b>							<b>218,315</b>	<b>218,004</b>	<b>11,835</b>



HIRE DATE	GROUP	JOB	JOB DESCRIPTION	GRADE	STEP	GRADE/STEP DATE	2020-2021 SALARY	2021-2022 SALARY	LONGEVITY AMOUNT
8/5/2002	PBA	3141	POLICE LIEUTENANT PATROL	LTPT	2		99,018	99,018	-
9/10/2007	PBA	3151	POLICE LIEUTENANT PATROL	LTPT	1		98,072	98,072	-
7/2/1998	PBA	3140	POLICE SERGEANT NON PATROL	SGNP	3		90,885	90,885	-
10/8/2001	PBA	3140	POLICE SERGEANT NON PATROL	SGNP	2	10/8/2021	90,019	90,885	866
8/2/2004	PBA	3140	POLICE SERGEANT NON PATROL	SGNP	2		90,019	90,019	-
10/8/2001	PBA	3141	POLICE SERGEANT PATROL	SGPT	2	10/8/2021	90,019	90,885	866
8/5/2002	PBA	3141	POLICE SERGEANT PATROL	SGPT	2		90,019	90,019	-
4/12/2004	PBA	3141	POLICE OFFICER	SGPT	2		78,686	78,686	-
8/2/2004	PBA	3141	POLICE SERGEANT PATROL	SGPT	2		90,019	90,019	-
8/8/2005	PBA	3141	POLICE SERGEANT PATROL	SGPT	2		90,019	90,019	-
6/5/2006	PBA	3141	POLICE SERGEANT PATROL	SGPT	2	6/5/2121	89,158	90,019	861
8/8/2005	PBA	3141	POLICE SERGEANT PATROL	SGPT			90,019	90,019	-
6/5/2006	PBA	3141	POLICE SERGEANT PATROL	SGPT		6/5/2021	89,158	90,019	861
10/15/2007	PBA	3141	POLICE SERGEANT PATROL	SGPT	1		89,158	89,158	861
6/25/2008	PBA	3141	POLICE LIEUTENANT PATROL	LTPT	1	6/4/2020	98,072	98,072	-
9/9/2013	PBA	3111	POLICE SERGEANT PATROL	SGPT		4/14/2020	88,292	88,292	-
6/16/2008	PBA	3141	POLICE SERGEANT PATROL	SGPT	1		89,158	89,158	-
6/16/2008	PBA	3141	POLICE SERGEANT PATROL	SGPT	1		89,158	89,158	-
2/13/2009	PBA	3141	POLICE SERGEANT PATROL	SGPT	1		89,158	89,158	-
5/31/1994	PBA	3110	POLICE OFFICER	NPO	7		79,443	79,443	-
8/5/2002	PBA	3111	POLICE OFFICER	NPO	6		78,686	78,686	-
8/11/2003	PBA	3111	POLICE OFFICER	NPO	6		78,686	78,686	-
1/20/2003	PBA	3110	POLICE OFFICER	NPO	5		78,686	78,686	-
8/2/2004	PBA	3111	POLICE OFFICER	NPO	6		78,686	78,686	-
8/8/2005	PBA	3111	POLICE SERGEANT PATROL	NPO	6		90,019	90,019	-
6/5/2006	PBA	3111	POLICE OFFICER	NPO	5	6/5/2021	77,934	78,686	752
4/9/2007	PBA	3111	POLICE OFFICER	NPO	5		77,934	77,934	-
4/9/2007	PBA	3111	POLICE OFFICER	NPO			77,934	77,934	-
10/15/2007	PBA	3111	POLICE OFFICER	NPO	5		77,934	77,934	-
10/15/2007	PBA	3111	POLICE SERGEANT PATROL	POLICE	5	5/13/2020	89,158	89,158	-
10/15/2009	PBA	3110	POLICE OFFICER	NPO	5		77,934	77,934	-
10/15/2017	PBA	3111	POLICE OFFICER	NPO			77,934	77,934	-
6/16/2008	PBA	3111	POLICE OFFICER	NPO	5		77,934	77,934	-
6/16/2008	PBA	3111	POLICE OFFICER	NPO	5		77,934	77,934	-
6/23/2008	PBA	3111	POLICE OFFICER	NPO	5		77,934	77,934	-
2/13/2009	PBA	3111	POLICE OFFICER	NPO	5		77,934	77,934	-
2/13/2009	PBA	3111	POLICE OFFICER	NPO	5		77,934	77,934	-
2/13/2009	PBA	3111	POLICE OFFICER	NPO			49,288	49,288	-
2/26/2009	PBA	3111	POLICE OFFICER	NPO	5		77,934	77,934	-
2/8/2010	PBA	3111	POLICE OFFICER	NPO	4		77,934	77,934	-
9/9/2013	PBA	3111	POLICE OFFICER	NPO	2		77,179	77,179	-
9/9/2013	PBA	3111	POLICE SERGEANT PATROL	POLICE	2	4/2/2020	88,292	88,292	-
11/4/2013	PBA	3111	POLICE OFFICER	NPO			77,179	77,179	-
5/30/2014	PBA	3111	POLICE OFFICER	NPO	4		77,179	77,179	-
5/30/2014	PBA	3111	POLICE OFFICER	NPO			77,179	77,179	-
6/16/2014	PBA	3111	POLICE OFFICER	NPO			77,179	77,179	-
6/16/2014	PBA	3311	POLICE OFFICER	NPO	1		77,179	77,179	-
6/16/2014	PBA	3311	POLICE OFFICER	NPO	1		77,179	77,179	-
6/16/2014	PBA	3311	POLICE OFFICER	NPO	1		77,179	77,179	-
6/16/2014	PBA	3311	POLICE OFFICER	NPO	1		77,179	77,179	-
6/16/2014	PBA	3311	POLICE OFFICER	NPO	1		77,179	77,179	-
6/16/2014	PBA	3111	POLICE OFFICER	NPO			77,179	77,179	-
6/30/2014	PBA	3111	POLICE OFFICER	NPO	1		77,179	77,179	-
6/30/2014	PBA	3111	POLICE OFFICER	NPO	1		77,179	77,179	-
6/12/2015	PBA	3111	POLICE OFFICER	NPO			77,179	77,179	-
6/12/2015	PBA	3111	POLICE OFFICER	NPO	0		77,179	77,179	-
6/12/2015	PBA	3111	POLICE OFFICER	NPO	0		77,179	77,179	-
6/12/2015	PBA	3111	POLICE OFFICER	NPO	3		77,179	77,179	-
	PBA	3111	POLICE OFFICER	NPO	0		49,288	49,288	-
	PBA	3111	POLICE OFFICER	NPO	0		49,288	49,288	-
	PBA	3111	POLICE OFFICER	NPO	0		49,288	49,288	-

HIRE DATE	GROUP	JOB	JOB DESCRIPTION	GRADE	STEP	GRADE/STEP DATE	2020-2021 SALARY	2021-2022 SALARY	LONGEVITY AMOUNT
6/12/2015	PBA	3111	POLICE OFFICER	NPO	0	1/8/2016	77,179	77,179	
6/12/2015	PBA	3111	POLICE OFFICER	NPO	0	1/19/2016	77,179	77,179	
6/12/2015	PBA	3111	POLICE OFFICER	NPO	0	6/15/2015	77,179	77,179	
6/12/2015	PBA	3111	POLICE OFFICER	NPO	0	6/15/2015	77,179	77,179	
6/20/2015	PBA	3111	POLICE OFFICER	NPO	2	6/15/2015	77,179	77,179	
6/24/2015	PBA	3111	POLICE OFFICER	NPO	2	6/25/2015	77,179	77,179	
9/7/2015	PBA	3111	POLICE OFFICER	NPO	2	9/7/2015	77,179	77,179	7,238
4/28/2016	PBA	3111	POLICE OFFICER	NPO	2	5/9/2021	69,941	77,179	7,238
5/16/2016	PBA	3111	POLICE OFFICER	NPO	2	5/16/2021	69,941	77,179	7,238
5/16/2016	PBA	3111	POLICE OFFICER	NPO	2	5/16/2021	69,941	77,179	7,238
5/16/2016	PBA	3111	POLICE OFFICER	NPO	2	5/16/2021	69,941	77,179	7,238
1/28/2019	PBA	3111	POLICE OFFICER	NPO	2	1/28/2021	59,703	63,967	4,264
4/1/2019	PBA	3111	POLICE OFFICER	NPO	2	4/1/2021	59,703	63,967	4,264
4/1/2019	PBA	3111	POLICE OFFICER	NPO	2	4/1/2021	59,703	63,967	4,264
4/1/2019	PBA	3111	POLICE OFFICER	NPO	2	4/1/2021	59,703	63,967	4,264
4/1/2019	PBA	3111	POLICE OFFICER	NPO	2	4/1/2021	59,703	63,967	4,264
4/1/2019	PBA	3111	POLICE OFFICER	NPO	2	4/1/2021	59,703	63,967	4,264
4/1/2019	PBA	3111	POLICE OFFICER	NPO	2	4/1/2021	59,703	63,967	4,264
4/1/2019	PBA	3111	POLICE OFFICER	NPO	2	4/1/2021	59,703	63,967	4,264
6/29/2020	PBA	3111	POLICE OFFICER	NPO	2	6/29/2021	49,288	59,703	10,415
6/29/2020	PBA	3111	POLICE OFFICER	NPO	2	6/29/2021	49,288	59,703	10,415
6/29/2020	PBA	3111	POLICE OFFICER	NPO	2	6/29/2021	49,288	59,703	10,415
6/29/2020	PBA	3111	POLICE OFFICER	NPO	2	6/29/2021	49,288	59,703	10,415
6/29/2020	PBA	3111	POLICE OFFICER	NPO	2	6/29/2021	49,288	59,703	10,415
6/29/2020	PBA	3111	POLICE OFFICER	NPO	2	6/29/2021	49,288	59,703	10,415
6/29/2020	PBA	3111	POLICE OFFICER	NPO	2	6/29/2021	49,288	59,703	10,415
6/29/2020	PBA	3111	POLICE OFFICER	NPO	2	6/29/2021	49,288	59,703	10,415
6/29/2020	PBA	3111	POLICE OFFICER	NPO	2	6/29/2021	49,288	59,703	10,415
6/29/2020	PBA	3111	POLICE OFFICER	NPO	2	6/29/2021	49,288	59,703	10,415
6/29/2020	PBA	3111	POLICE OFFICER	NPO	2	6/29/2021	49,288	59,703	10,415
6/29/2020	PBA	3111	POLICE OFFICER	NPO	2	6/29/2021	49,288	59,703	10,415
6/29/2020	PBA	3111	POLICE OFFICER	NPO	2	6/29/2021	49,288	59,703	10,415
6/29/2020	PBA	3111	POLICE OFFICER	NPO	2	6/29/2021	49,288	59,703	10,415
7/13/2020	PBA	3111	POLICE OFFICER	NPO	2	7/13/2021	49,288	59,703	10,415
5/16/2016	PBA	3111	POLICE OFFICER	NPO	2	5/16/2021	69,941	77,179	7,238
5/16/2016	PBA	3111	POLICE OFFICER	NPO		5/16/2021	69,941	77,179	7,238
5/19/2016	PBA	3111	POLICE OFFICER	NPO	2	5/19/2021	69,941	77,179	7,238
6/12/2017	PBA	3111	POLICE OFFICER	NPO	1	6/19/2021	67,038	69,941	2,903
6/19/2017	PBA	3111	POLICE OFFICER	NPO	1	6/19/2021	67,038	69,941	2,903
6/19/2017	PBA	3111	POLICE OFFICER	NPO	1	6/19/2021	67,038	69,941	2,903
6/19/2017	PBA	3111	POLICE OFFICER	NPO	1	6/19/2021	67,038	69,941	2,903
6/19/2017	PBA	3111	POLICE OFFICER	NPO	1	6/19/2021	67,038	69,941	2,903
6/26/2017	PBA	3111	POLICE OFFICER	NPO	1	6/19/2021	67,038	69,941	2,903
6/26/2017	PBA	3111	POLICE OFFICER	NPO	1	6/19/2021	67,038	69,941	2,903
6/26/2017	PBA	3111	POLICE OFFICER	NPO	1	6/19/2021	67,038	69,941	2,903
7/23/2018	PBA	3111	POLICE OFFICER	NPO	1	7/23/2021	63,967	67,038	3,071
5/21/2018	PBA	3111	POLICE OFFICER	NPO		5/21/2021	63,967	67,038	3,071
5/21/2018	PBA	3111	POLICE OFFICER	NPO		5/21/2021	63,967	67,038	3,071
5/21/2018	PBA	3111	POLICE OFFICER	NPO		5/21/2021	63,967	67,038	3,071
8/27/2007	CSEA	3010	POLICE MATRON	9	2	4/1/2013	32,071	32,071	1,527
8/24/2015	CSEA	3011	POLICE MATRON	9	2	9/1/2015	30,544	30,544	-
			POLICE OFFICER				49,288	49,288	-

TOTAL SALARIES 7,845,391 8,086,599 254,834

(47,507) (45,000)

7,797,884 8,041,599

LESS: CHARGEBACK TO FEDERAL CDBG



LOCATION A53124 - POLICE CRIMINAL INVESTIGATION DIVISION SALARIES

HIRE DATE	GROUP	JOB	JOB DESCRIPTION	GRADE	STEP	GRADE/STEP DATE	2020-2021 SALARY	2021-2022 SALARY	LONGEVITY AMOUNT
6/20/1995	PBA	3151	POLICE CAPTAIN	CAPT	4	6/4/2020	108,920	108,920	-
10/8/2001	PBA	3151	POLICE LIEUTENANT PATROL	LTPT	4		99,018	99,018	-
6/16/2008	PBA	3151	POLICE CAPTAIN	CAPT	4	4/14/2020	107,881	107,881	-
10/8/2001	PBA	3140	POLICE SERGEANT NON PATROL	SGNP	2	10/8/2021	90,019	90,885	866
8/2/2004	PBA	3140	POLICE SERGEANT NON PATROL	SGNP	2		90,019	90,019	-
6/5/2006	PBA	3140	POLICE SERGEANT NON PATROL	SGNP	1	6/5/2021	89,158	90,019	861
8/2/2004	PBA	3141	POLICE SERGEANT PATROL	SGPT	2		99,018	99,018	-
10/8/2001	PBA	3151	POLICE LIEUTENANT NON PATROL	LTPT	2	10/8/2021	99,018	99,971	953
8/2/2004	PBA	3141	POLICE SERGEANT PATROL	SGPT	2		90,019	90,019	-
11/19/1988	PBA	3120	INVESTIGATOR	INVR	3		82,622	82,622	-
10/18/1999	PBA	3120	INVESTIGATOR	INVR	3		82,622	82,622	-
10/8/2001	PBA	3120	INVESTIGATOR	INVR	2	10/8/2021	81,833	82,622	789
1/21/2002	PBA	3120	INVESTIGATOR	INVR	2		81,833	81,833	-
8/5/2002	PBA	3120	INVESTIGATOR	INVR	2		81,833	81,833	-
8/11/2003	PBA	3120	INVESTIGATOR	INVR	2		81,833	81,833	-
8/2/2004	PBA	3120	INVESTIGATOR	INVR	2		81,833	81,833	-
8/6/2004	PBA	3120	INVESTIGATOR	INVR	2		81,833	81,833	-
4/9/2007	PBA	3120	INVESTIGATOR	INVR	1		81,052	81,052	-
4/9/2007	PBA	3120	INVESTIGATOR	INVR	1		81,052	81,052	-
4/9/2007	PBA	3120	INVESTIGATOR	INVR	1		81,052	81,052	-
10/15/2007	PBA	3120	INVESTIGATOR	INVR	1		81,052	81,052	-
10/15/2007	PBA	3120	INVESTIGATOR	INVR	1		81,052	81,052	-
8/8/2005	PBA	3120	INVESTIGATOR	INVR	1		81,833	81,833	-
10/15/2007	PBA	3120	INVESTIGATOR	INVR	1		81,052	81,052	-
6/16/2008	PBA	3120	INVESTIGATOR	INVR	1		81,052	81,052	-
6/16/2008	PBA	3120	INVESTIGATOR	INVR	1		81,052	81,052	-
2/26/2009	PBA	3120	INVESTIGATOR	NPO	5		81,052	81,052	-
8/8/2005	PBA	3111	POLICE OFFICER	NPO			78,686	78,686	-
6/16/2008	PBA	3111	POLICE OFFICER	NPO	5		77,934	77,934	-
8/8/2005	PBA	3111	POLICE OFFICER	NPO			78,686	78,686	-
4/9/2007	PBA	3111	POLICE OFFICER	NPO	5		77,934	77,934	-
10/18/1999	PBA	3110	POLICE OFFICER	PO			79,443	79,443	-
10/15/2007	PBA	3111	POLICE OFFICER	NPO	6		77,934	77,934	-
10/15/2007	PBA	3111	POLICE OFFICER	NPO	6		81,052	81,052	-
6/16/2008	PBA	3111	POLICE OFFICER	NPO	6		77,934	77,934	-
9/9/2013	PBA	3111	INVESTIGATOR	INVR	5		80,266	80,266	-
9/23/2013	PBA	3111	POLICE OFFICER	NPO	5		77,179	77,179	-
9/9/2013	PBA	3111	POLICE OFFICER	NPO			77,179	77,179	-
6/16/2014	PBA	3111	POLICE OFFICER	NPO			77,179	77,179	-
6/16/2014	PBA	3111	POLICE OFFICER	NPO			77,179	77,179	-
6/12/2014	PBA	3111	POLICE OFFICER	NPO	4		77,179	77,179	-
6/12/2014	PBA	3111	INVESTIGATOR	INVR	4		80,266	80,266	-
6/16/2014	PBA	3311	POLICE OFFICER	NPO	4		77,179	77,179	-
6/16/2014	PBA	3111	POLICE OFFICER	NPO			77,179	77,179	-
6/16/2014	PBA	3111	POLICE OFFICER	NPO			77,179	77,179	-
6/12/2015	PBA	3111	POLICE OFFICER	NPO			77,179	77,179	-
7/26/1999	CSEA	3028	WARRANTS CLERK		12	2	37,834	37,834	4,196
<b>TOTAL SALARIES</b>							<b>3,863,193</b>	<b>3,866,662</b>	<b>7,665</b>

LOCATION A53170 - CITY COURT WAGES

HIRE DATE	GROUP	JOB	JOB DESCRIPTION	GRADE	STEP	GRADE/STEP DATE	2020-2021 SALARY	2021-2022 SALARY	LONGEVITY AMOUNT
4/17/2006	CSEA	7016	LABORER @ \$17.06/HR	LAB	2	4/1/2013	35,506	-	-
<b>TOTAL SALARIES</b>							<b>35,506</b>	<b>-</b>	<b>-</b>

LOCATION A53310 - TRAFFIC CONTROL CROSSING GUARD WAGES

HIRE DATE	GROUP	JOB	JOB DESCRIPTION	GRADE	STEP	GRADE/STEP DATE	2020-2021 SALARY	2021-2022 SALARY	LONGEVITY AMOUNT
3/15/1989	NOBE	3050	SCHOOL CROSSING GUARD @ \$9.00/HR			6/19/2002	9,360	9,360	-
11/5/1998	NOBE	3050	SCHOOL CROSSING GUARD @ \$9.00/HR			12/13/2001	9,360	9,360	-
11/29/2001	NOBE	3050	SCHOOL CROSSING GUARD @ \$9.00/HR			12/11/2004	9,360	9,360	-
11/18/2002	NOBE	3050	SCHOOL CROSSING GUARD @ \$9.00/HR			11/25/2002	9,360	9,360	-
12/4/2004	NOBE	3050	SCHOOL CROSSING GUARD @ \$9.00/HR			12/6/2004	9,360	9,360	-
10/28/2009	NOBE	3050	SCHOOL CROSSING GUARD @ \$9.00/HR			3/19/2018	9,360	9,360	-
9/5/2013	NOBE	3050	SCHOOL CROSSING GUARD @ \$9.00/HR			9/17/2013	9,360	9,360	-
9/29/2014	NOBE	3050	SCHOOL CROSSING GUARD @ \$9.00/HR			9/29/2014	9,360	9,360	-
4/23/2019	NOBE	3050	SCHOOL CROSSING GUARD @ \$9.00/HR				9,360	9,360	-
4/24/2019	NOBE	3050	SCHOOL CROSSING GUARD @ \$9.00/HR				9,360	9,360	-
<b>TOTAL SALARIES</b>							<b>\$ 93,600</b>	<b>\$ 93,600</b>	<b>\$ -</b>

LOCATION A53320 - SIGN SHOP WAGES

HIRE DATE	GROUP	JOB	JOB DESCRIPTION	GRADE	STEP	GRADE/STEP DATE	2020-2021 SALARY	2021-2022 SALARY	LONGEVITY AMOUNT
3/21/2000	TEAM	8053	LABORER SIGN SHOP, 1ST SHIFT @ \$19.83/HR	LBSS	2	4/13/2015	41,246	41,246	-
<b>TOTAL WAGES</b>							<b>41,246</b>	<b>41,246</b>	<b>-</b>

LOCATION A53321 - PARKING ENFORCEMENT

HIRE DATE	GROUP	JOB	JOB DESCRIPTION	GRADE	STEP	GRADE/STEP DATE	2020-2021 SALARY	2021-2022 SALARY	LONGEVITY AMOUNT
10/20/2008	CSEA	3044	ANIMAL CONTROL/PARKING OFFICER			10/20/2008	38,721	40,449	1,926
12/7/2020	CSEA	3044	ANIMAL CONTROL/PARKING OFFICER	16	2	8/24/2016	38,524	38,524	-
<b>TOTAL SALARIES</b>							<b>77,245</b>	<b>78,973</b>	<b>1,926</b>

LOCATION A53411 - FIRE ADMINISTRATION SALARIES

HIRE DATE	GROUP	JOB	JOB DESCRIPTION	GRADE	STEP	GRADE/STEP DATE	2020-2021 SALARY	2021-2022 SALARY	LONGEVITY AMOUNT
5/30/1995	NONW	5402	FIRE CHIEF			5/30/1996	123,400	123,400	-
4/19/1985	FIRE	5405	ASSISTANT FIRE CHIEF	ASC2	10	10/1/2015	108,273	108,273	-
6/7/2010	CSEA	5460	OFFICE MANAGER	21	2	4/1/2013	48,978	48,978	2,332
5/12/1997	NONW	5460	ROP CLERK				5,000	5,000	
6/2/2008	CSEA	5467	PRINCIPAL ACCOUNT CLERK	15	2	10/29/2014	39,075	39,075	1,861
<b>TOTAL SALARIES</b>							<b>324,726</b>	<b>324,726</b>	<b>4,193</b>



HIRE DATE	GROUP	JOB	JOB DESCRIPTION	GRADE	STEP	GRADE/STEP DATE	2020-2021 SALARY	2021-2022 SALARY	LONGEVITY AMOUNT
5/22/1989	FIRE	5430	DEPUTY CHIEF	DPT2	8	10/1/2015	91,257	91,257	-
5/30/1995	FIRE	5430	DEPUTY CHIEF	DPT2	8		88,922	88,922	-
6/18/2001	FIRE	5420	DEPUTY CHIEF	DPT2	7	10/1/2015	89,240	89,240	-
6/18/2001	FIRE	5415	DEPUTY CHIEF	DPT2	7	10/1/2015	88,922	88,922	-
5/23/1988	FIRE	5420	FIRE CAPTAIN	CPT2	8	10/1/2015	83,201	83,201	-
5/23/1988	FIRE	5420	FIRE CAPTAIN	CPT2	8	10/1/2015	80,866	80,866	-
12/9/1991	FIRE	5420	FIRE CAPTAIN	CPT2	8	10/1/2015	80,866	80,866	-
5/30/1995	FIRE	5420	FIRE CAPTAIN	CPT2	8	10/1/2015	80,548	80,548	-
6/3/2002	FIRE	5415	FIRE CAPTAIN	CPT2	10	6/13/2021	80,116	80,116	1,493
6/3/2002	FIRE	5415	FIRE CAPTAIN	CPT2	10	6/13/2021	80,116	80,116	1,493
5/23/1988	FIRE	5415	FIRE LIEUTENANT	LTN2	8	10/1/2015	73,226	73,226	-
5/22/1989	FIRE	5415	FIRE LIEUTENANT	LTN2	8	10/1/2015	73,544	73,544	-
1/8/1900	FIRE	5415	FIRE LIEUTENANT	LTN2	8	10/1/2015	73,544	73,544	-
9/25/2000	FIRE	5415	FIRE LIEUTENANT	LTN2	8	10/1/2015	75,879	75,879	-
9/25/2000	FIRE	5415	FIRE LIEUTENANT	LTN2	8	10/1/2015	73,544	73,544	-
6/3/2002	FIRE	5415	FIRE LIEUTENANT	LTN2	10	6/13/2021	72,929	72,929	1,357
3/27/2004	FIRE	5415	FIRE LIEUTENANT	LTN2	9	10/1/2015	72,929	72,929	-
3/27/2004	FIRE	5415	FIRE LIEUTENANT	LTN2	9	10/1/2015	72,929	72,929	-
8/28/2004	FIRE	5415	FIRE LIEUTENANT	LTN2	9	10/1/2015	72,929	72,929	-
12/2/2006	FIRE	5411	FIRE LIEUTENANT	LTN2	9	12/2/2021	71,573	71,573	1,356
8/12/2005	FIRE	5415	FIRE LIEUTENANT	LTN2	9	10/1/2015	72,929	72,929	-
10/10/2005	FIRE	5415	FIRE LIEUTENANT	LTN2	9	10/1/2015	72,929	72,929	-
8/21/2006	FIRE	5411	FIRE LIEUTENANT	LTN2	9	8/16/2021	71,573	71,573	1,356
11/8/2008	FIRE	5415	FIRE LIEUTENANT	LTN2	8	10/1/2015	71,573	71,573	-
3/14/2009	FIRE	5411	FIRE LIEUTENANT	LTN2	8	10/1/2015	71,573	71,573	-
3/14/2009	FIRE	5415	FIRE LIEUTENANT	LTN2	8	10/1/2015	71,573	71,573	-
3/14/2009	FIRE	5415	FIRE LIEUTENANT	LTN2	8	10/1/2015	71,573	71,573	-
8/22/2010	FIRE	5415	FIRE LIEUTENANT	LTN2	8	8/22/2021	70,219	70,219	1,233
6/3/2002	FIRE	5411	FIRE LIEUTENANT	LTN2	10	6/13/2021	72,929	72,929	1,357
12/29/1995	FIRE	5411	FIRE LIEUTENANT	LTN2	8	10/1/2015	73,544	73,544	-
4/11/1994	FIRE	5411	FIREFIGHTER EMT	LTN2	8	10/1/2015	73,544	73,544	-
4/21/2003	FIRE	5411	FIREFIGHTER EMT	LTN2	9	10/1/2015	66,396	66,396	-
4/21/2003	FIRE	5411	FIREFIGHTER EMT	LTN2	9	10/1/2015	72,929	72,929	-
11/29/1993	FIRE	5411	FIREFIGHTER EMT	FTR2	8	10/1/2015	66,887	66,887	-
8/14/2000	FIRE	5411	FIREFIGHTER EMT	FTR2	8	10/1/2015	66,887	66,887	-
6/18/2001	FIRE	5411	FIREFIGHTER EMT	FTR2	8	10/1/2015	66,887	66,887	-
6/18/2001	FIRE	5411	FIREFIGHTER EMT	FTR2	8	10/1/2015	66,887	66,887	-
6/18/2001	FIRE	5411	FIREFIGHTER EMT	FTR2	8	10/1/2015	66,887	66,887	-
6/3/2002	FIRE	5411	FIREFIGHTER EMT	FTR2	10	6/3/2021	66,396	66,396	1,233
4/21/2003	FIRE	5411	FIREFIGHTER EMT	FTR2	9	10/1/2015	66,396	66,396	-
4/21/2003	FIRE	5411	FIREFIGHTER EMT	FTR2	9	10/1/2015	66,396	66,396	-
4/21/2003	FIRE	5411	FIREFIGHTER EMT	FTR2	9	10/1/2015	66,396	66,396	-
4/21/2003	FIRE	5411	FIREFIGHTER EMT	FTR2	9	10/1/2015	66,396	66,396	-
9/22/2003	FIRE	5411	FIREFIGHTER EMT	FTR2	9	10/1/2015	66,396	66,396	-
3/27/2004	FIRE	5411	FIREFIGHTER EMT	FTR2	9	10/1/2015	66,396	66,396	-
3/27/2004	FIRE	5411	FIREFIGHTER EMT	FTR2	9	10/1/2015	66,396	66,396	-
3/27/2004	FIRE	5411	FIREFIGHTER EMT	FTR2	9	10/1/2015	66,396	66,396	-
8/20/2004	FIRE	5411	FIREFIGHTER EMT	FTR2	9	10/1/2015	66,396	66,396	-
8/13/2005	FIRE	5411	FIREFIGHTER EMT	FTR2	9	10/1/2015	66,396	66,396	-
3/20/2006	FIRE	5411	FIREFIGHTER EMT	FTR2	9	10/1/2015	66,396	66,396	-
3/20/2006	FIRE	5411	FIREFIGHTER EMT	FTR2	9	10/1/2014	66,396	66,396	-
8/21/2006	FIRE	5411	FIREFIGHTER EMT	FTR2	9	8/16/2021	65,164	65,164	1,232
8/21/2006	FIRE	5411	FIREFIGHTER EMT	FTR2	9	8/16/2021	65,164	65,164	1,232
8/21/2006	FIRE	5411	FIREFIGHTER EMT	FTR2	9	8/16/2021	65,164	65,164	1,232
8/21/2006	FIRE	5411	FIREFIGHTER EMT	FTR2	9	8/16/2021	65,164	65,164	1,232
8/21/2006	FIRE	5411	FIREFIGHTER EMT	FTR2	9	8/16/2021	65,164	65,164	1,232
8/21/2006	FIRE	5411	FIREFIGHTER EMT	FTR2	9	8/16/2021	65,164	65,164	1,232
12/2/2006	FIRE	5411	FIREFIGHTER EMT	FTR2	9	12/2/2021	65,164	66,396	1,233
3/24/2007	FIRE	5411	FIREFIGHTER EMT	FTR2	9	3/24/2022	65,164	66,396	1,233
8/16/2008	FIRE	5410	FIREFIGHTER	FTR2	8	10/1/2015	65,164	65,164	-
8/22/2009	FIRE	5411	FIREFIGHTER EMT	FTR2	8	10/1/2015	65,164	65,164	-

HIRE DATE	GROUP	JOB	JOB DESCRIPTION	GRADE	STEP	GRADE/STEP DATE	2020-2021 SALARY	2021-2022 SALARY	LONGEVITY AMOUNT
8/22/2010	FIRE	5411	FIREFIGHTER EMT	FTR2	8	8/22/2021	63,931	65,164	1,233
8/22/2010	FIRE	5411	FIREFIGHTER EMT	FTR2	8	8/22/2021	63,931	65,164	1,233
3/12/2011	FIRE	5411	FIREFIGHTER EMT	FTR2	8	3/11/2022	63,931	65,164	1,233
3/17/2011	FIRE	5411	FIREFIGHTER EMT	FTR2	8	3/17/2022	63,931	65,164	1,233
3/17/2011	FIRE	5411	FIREFIGHTER EMT	FTR2	8	3/17/2022	63,931	65,164	1,233
3/17/2011	FIRE	5411	FIREFIGHTER EMT	FTR2	8	3/17/2022	63,931	65,164	1,233
3/17/2011	FIRE	5411	FIREFIGHTER EMT	FTR2	8	3/17/2022	63,931	65,164	1,233
3/17/2011	FIRE	5411	FIREFIGHTER EMT	FTR2	8	3/17/2022	63,931	65,164	1,233
3/17/2011	FIRE	5411	FIREFIGHTER EMT	FTR2	8	3/17/2022	63,931	65,164	1,233
3/17/2011	FIRE	5411	FIREFIGHTER EMT	FTR2	8	3/17/2022	63,931	65,164	1,233
9/11/2011	FIRE	5412	FIREFIGHTER EMT	FTR2	7	10/1/2015	63,931	63,931	-
8/18/2012	FIRE	5411	FIREFIGHTER EMT	FTR2	7	10/1/2015	63,931	63,931	-
8/18/2012	FIRE	5412	FIREFIGHTER EMT	FTR2	7	10/1/2015	63,931	63,931	-
8/18/2012	FIRE	5410	FIREFIGHTER EMT	FTR2	7	10/1/2015	63,931	63,931	-
4/1/2013	FIRE	5410	FIREFIGHTER EMT	FTR2	7	4/1/2021	62,699	63,931	1,233
5/2/2013	FIRE	5410	FIREFIGHTER EMT	FTR2	7	5/2/2021	62,699	63,931	1,233
8/19/2013	FIRE	5410	FIREFIGHTER EMT	FTR2	7	8/19/2021	62,699	63,931	1,233
8/19/2013	FIRE	5410	FIREFIGHTER EMT	FTR2	7	8/19/2021	62,699	63,931	1,233
8/19/2013	FIRE	5410	FIREFIGHTER EMT	FTR2	7	8/19/2021	62,699	63,931	1,233
8/19/2013	FIRE	5410	FIREFIGHTER EMT	FTR2	7	8/19/2021	62,699	63,931	1,233
8/19/2013	FIRE	5410	FIREFIGHTER EMT	FTR2	7	8/19/2021	62,699	63,931	1,233
8/19/2013	FIRE	5410	FIREFIGHTER EMT	FTR2	7	8/19/2021	62,699	63,931	1,233
8/19/2013	FIRE	5411	FIREFIGHTER EMT	FTR2	7	8/19/2021	62,699	63,931	1,233
3/28/2014	FIRE	5411	FIREFIGHTER EMT	FTR2	7	3/28/2022	62,699	63,931	1,233
3/28/2014	FIRE	5411	FIREFIGHTER EMT	FTR2	7	3/28/2022	62,699	63,931	1,233
3/28/2014	FIRE	5411	FIREFIGHTER EMT	FTR2	7	3/28/2022	62,699	63,931	1,233
3/28/2014	FIRE	5411	FIREFIGHTER EMT	FTR2	7	3/28/2022	62,699	63,931	1,233
3/28/2014	FIRE	5411	FIREFIGHTER EMT	FTR2	7	3/28/2022	62,699	63,931	1,233
3/28/2014	FIRE	5411	FIREFIGHTER EMT	FTR2	7	3/28/2022	62,699	63,931	1,233
3/28/2014	FIRE	5411	FIREFIGHTER EMT	FTR2	7	3/28/2022	62,699	63,931	1,233
3/30/2015	FIRE	5411	FIREFIGHTER EMT	FTR1	6	10/1/2015	62,699	62,699	-
3/30/2015	FIRE	5411	FIREFIGHTER EMT	FTR1	6	10/1/2015	62,699	62,699	-
8/24/2015	FIRE	5411	FIREFIGHTER EMT	FTR2	6	10/1/2015	62,699	62,699	-
8/24/2015	FIRE	5411	FIREFIGHTER EMT	FTR2	6	10/1/2015	62,699	62,699	-
8/24/2015	FIRE	5411	FIREFIGHTER EMT	FTR2	6	10/1/2015	62,699	62,699	-
1/4/2016	FIRE	5411	FIREFIGHTER EMT	FTR2	6	8/29/2021	58,643	62,699	4,056
4/1/2016	FIRE	5411	FIREFIGHTER EMT	FTR2	6	4/4/2021	58,643	62,699	4,056
4/1/2016	FIRE	5411	FIREFIGHTER EMT	FTR2	6	4/4/2021	58,643	62,699	4,056
4/1/2016	FIRE	5411	FIREFIGHTER EMT	FTR2	6	4/4/2021	58,643	62,699	4,056
4/1/2016	FIRE	5411	FIREFIGHTER EMT	FTR2	6	4/4/2021	58,643	62,699	4,056
8/29/2016	FIRE	5411	FIREFIGHTER EMT	FTR2	6	8/29/2021	58,643	62,699	4,056
8/29/2016	FIRE	5412	PR FIREFIGHTER EMT	FTR2	6	8/29/2021	58,643	62,699	4,056
8/29/2016	FIRE	5412	PR FIREFIGHTER EMT	FTR2	6	8/29/2021	58,643	62,699	4,056
8/29/2016	FIRE	5412	PR FIREFIGHTER EMT	FTR2	6	8/29/2021	58,643	62,699	4,056
10/16/2017	FIRE	5412	FIREFIGHTER EMT	FTR1	5	10/16/2021	54,588	58,643	4,054
4/2/2018	FIRE	5412	FIREFIGHTER	FTR1	4	4/2/2021	50,533	54,588	4,056
4/2/2018	FIRE	5412	FIREFIGHTER	FTR1	4	4/2/2021	50,533	54,588	4,056
4/2/2018	FIRE	5412	FIREFIGHTER	FTR1	4	4/2/2021	50,533	54,588	4,056
4/2/2018	FIRE	5412	FIREFIGHTER	FTR1	4	4/2/2021	50,533	54,588	4,056
4/2/2018	FIRE	5412	FIREFIGHTER	FTR1	4	4/2/2021	50,533	54,588	4,056
9/3/2019	FIRE	5412	FIREFIGHTER EMT	FTR2	3	9/3/2021	45,417	50,533	5,116
8/3/2020	FIRE	5412	FIREFIGHTER EMT	FTR1	2	8/3/2021	41,361	46,478	5,117
8/3/2020	FIRE	5412	FIREFIGHTER EMT	FTR1	2	8/3/2021	41,361	46,478	5,117
8/3/2020	FIRE	5412	FIREFIGHTER EMT	FTR1	2	8/3/2021	41,361	46,478	5,117
	FIRE	5412	FIREFIGHTER	FTR1	1		41,361	41,361	-
	FIRE	5412	FIREFIGHTER	FTR1	1		41,361	41,361	-
<b>TOTAL SALARIES</b>							<b>7,659,792</b>	<b>7,775,605</b>	<b>134,086</b>



LOCATION A53413 - FIRE PREVENTION SALARIES

67

HIRE DATE	GROUP	JOB	JOB DESCRIPTION	GRADE	STEP	GRADE/STEP DATE	2020-2021 SALARY	2021-2022 SALARY	LONGEVITY AMOUNT
4/11/1994	FIRE	5435	CHIEF FIRE MARSHALL	DCM2	10	10/1/2015	88,921	88,921	-
8/20/2005	FIRE	5417	FIRE MARSHALL	FMS2	7	10/1/2015	72,929	72,929	-
<b>TOTAL SALARIES</b>							<b>161,850</b>	<b>161,850</b>	<b>-</b>

LOCATION A53414 - FIRE TRAINING SALARIES

HIRE DATE	GROUP	JOB	JOB DESCRIPTION	GRADE	STEP	GRADE/STEP DATE	2020-2021 SALARY	2021-2022 SALARY	LONGEVITY AMOUNT
4/21/2003	FIRE	5415	FIRE CAPTAIN/TRAINING	CPT9	9	10/1/2015	88,128	88,128	-
<b>TOTAL SALARIES</b>							<b>88,128</b>	<b>88,128</b>	<b>-</b>

LOCATION A53417 - FIRE MECHANIC SALARIES

HIRE DATE	GROUP	JOB	JOB DESCRIPTION	GRADE	STEP	GRADE/STEP DATE	2020-2021 SALARY	2021-2022 SALARY	LONGEVITY AMOUNT
2/12/2007	FIRE	5422	ASSIATANT MAINTENANCE SUPERVISOR	CPT2	7	10/1/2015	77,566	79,055	1,489
<b>TOTAL SALARIES</b>							<b>77,566</b>	<b>79,055</b>	<b>1,489</b>

LOCATION A53418 - FIRE EMT SALARIES

HIRE DATE	GROUP	JOB	JOB DESCRIPTION	GRADE	STEP	GRADE/STEP DATE	2020-2021 SALARY	2021-2022 SALARY	LONGEVITY AMOUNT
6/28/2002	FIRE	5420	FIRE CAPTAIN	CPT2	9	4/1/2016	83,201	83,201	-
<b>TOTAL SALARIES</b>							<b>83,201</b>	<b>83,201</b>	<b>-</b>

LOCATION A53610 - ELECTRICAL EXAMS WAGES

HIRE DATE	GROUP	JOB	JOB DESCRIPTION	GRADE	STEP	GRADE/STEP DATE	2020-2021 SALARY	2021-2022 SALARY	LONGEVITY AMOUNT
7/2/2002	NOBE	3613	BOARD MEMBER			12/27/2002	500	500	-
9/5/2003	NOBE	3613	BOARD MEMBER			9/5/2003	500	500	-
9/5/2003	NOBE	3613	BOARD MEMBER			9/5/2003	500	500	-
9/5/2003	NOBE	3613	BOARD MEMBER			9/5/2003	500	500	-
6/13/2006	NOBE	3613	BOARD MEMBER			6/13/2006	500	500	-
3/13/2012	NOBE	3613	BOARD MEMBER			5/15/2012	500	500	-
<b>TOTAL SALARIES</b>							<b>3,000</b>	<b>3,000</b>	<b>-</b>

LOCATION A53620 - BUILDING CODES SALARIES

HIRE DATE	GROUP	JOB	JOB DESCRIPTION	GRADE	STEP	GRADE/STEP DATE	2020-2021 SALARY	2021-2022 SALARY	LONGEVITY AMOUNT
4/1/2008	CSEA	3624	CHIEF BUILDING INSPECTOR	23	2	11/19/2015	53,097	56,073	2,670
4/5/2004	CSEA	3680	BUILDING INSPECTOR	18	2	4/1/2014	45,234	47,112	3,969
12/20/2001	CSEA	3682	BUILDING INSPECTOR	18	2	1/4/2016	46,696	48,526	5,383
7/2/2018	CSEA		PLUMBING INSPECTOR	18	1		39,602	43,143	-
			BUILDING INSPECTOR				-	-	-
<b>TOTAL SALARIES</b>							<b>184,630</b>	<b>194,854</b>	<b>12,022</b>

LOCATION A53625 - CODES DEPARTMENT SALARIES

68

HIRE DATE	GROUP	JOB	JOB DESCRIPTION	GRADE	STEP	GRADE/STEP DATE	2020-2021 SALARY	2021-2022 SALARY	LONGEVITY AMOUNT
4/15/2019	NOBE	3602	COMMISSIONER OF CODES ENFORCEMENT			4/1/2020	67,000	68,340	-
1/17/2000	CSEA	3605	HOUSING CODES INSPECTOR	15	2	4/1/2015	41,733	41,733	-
2/7/2000	CSEA	3605	HOUSING CODES INSPECTOR	15	2	4/1/2015	41,733	44,952	4,986
4/3/2003	CSEA	3605	HOUSING CODES INSPECTOR	15	2	4/1/2013	40,638	43,643	3,677
1/4/2016	CSEA	3631	HOUSING CODES INSPECTOR TRAINEE	15		1/4/2016	26,788	26,788	-
7/10/2018	CSEA	3631	HOUSING CODES INSPECTOR TRAINEE			10/5/2020	29,616	33,820	-
3/21/2016	CSEA	3631	HOUSING CODES INSPECTOR	15	1	1/4/2016	35,625	39,966	-
9/23/2019	CSEA	3609	HOUSING CODE INSPECTOR TRAINEE				27,616	29,616	-
3/2/2020	NOBE	1341	SECRETARY TO COMMISSIONER OF CODES ENFORCEMENT				35,000	36,851	-
3/31/2000	CSEA	3696	OFFICE SPECIALIST	16	2	2/1/2016	43,200	-	-
3/10/1998	CSEA	3640	DATA ENTRY MACHINE OPERATOR	12	2	8/17/2015	37,834	39,103	4,337
<b>TOTAL SALARIES</b>							<b>426,784</b>	<b>404,812</b>	<b>13,000</b>

LOCATION A55182 STREET LIGHTING SALARIES

HIRE DATE	GROUP	JOB	JOB DESCRIPTION	GRADE	STEP	GRADE/STEP DATE	2020-2021 SALARY	2021-2022 SALARY	LONGEVITY AMOUNT
10/1/2018	CSEA	7303	LINEMAN 2	25	0		54,882	54,882	-
<b>TOTAL SALARIES</b>							<b>54,882</b>	<b>54,882</b>	<b>-</b>

LOCATION A55182 STREET LIGHTING WAGES

3/1/2010	CSEA	7016	LINEMAN				45,656	47,736	-
<b>TOTAL WAGES</b>							<b>45,656</b>	<b>47,736</b>	<b>-</b>

LOCATION A55650 PARKING GARAGE WAGES

HIRE DATE	GROUP	JOB	JOB DESCRIPTION	GRADE	STEP	GRADE/STEP DATE	2020-2021 SALARY	2021-2022 SALARY	LONGEVITY AMOUNT
8/7/1997	CSEA	9035	PARKING FEE COLLECTOR @ \$14.23/HR	FEE	2	4/1/2013	34,038	34,038	-
3/11/1985	CSEA	9035	PARKING FEE COLLECTOR @ \$15.03/HR	FEE	2	4/1/2013	31,262	31,262	-
12/8/1986	CSEA	9035	PARKING FEE COLLECTOR @ \$15.03/HR	FEE	2	4/1/2013	31,262	31,262	-
4/1/2007	NOBE	9031	PART-TIME WATCHMAN @ \$12.50/HR			4/1/2009	8,000	8,000	-
6/6/2017	NOBE	9031	PART TIME WATCHMAN @ \$12.50/HR			12/17/2013	8,000	8,000	-
6/28/1980	CSEA	9032	WATCHMAN @ \$14.30/HR	WAMN	0	1/6/2016	29,744	29,744	-
<b>TOTAL WAGES</b>							<b>142,306</b>	<b>142,306</b>	<b>-</b>

LOCATION A55655 PARKING ADMINISTRATION SALARIES

HIRE DATE	GROUP	JOB	JOB DESCRIPTION	GRADE	STEP	GRADE/STEP DATE	2020-2021 SALARY	2021-2022 SALARY	LONGEVITY AMOUNT
	CSEA	3025	DATA ENTRY MACHINE OPERATOR	12	02	4/1/2013	37,834	-	-
	CSEA	7305	RECEPIONIST				-	-	-
<b>TOTAL SALARIES</b>							<b>37,834</b>	<b>-</b>	<b>-</b>



LOCATION A7110 PARKS MAINTENANCE WAGES

HIRE DATE	GROUP	JOB	JOB DESCRIPTION	GRADE	STEP	GRADE/STEP DATE	2020-2021 SALARY	2021-2022 SALARY	LONGEVITY AMOUNT
7/6/1994	CSEA	7020	LIGHT EQUIPMENT OPERATOR @ \$20.38/HR	LEO	2	1/20/2014	42,390	42,390	-
4/1/1999	CSEA	7025	HEAVY EQUIPMENT OPERATOR @ \$21.41/HR	HEO	2	4/1/2014	44,533	44,533	-
5/10/1999	CSEA	7045	MECHANIC @ \$ 23.39/HR	MECH	2	5/20/2014	48,651	48,651	-
5/10/1999	CSEA	7016	HEAVY EQUIPMENT OPERATOR@ \$20.80/HR	LAB	2	4/2/2013	43,264	43,264	-
4/26/2000	CSEA	7020	LIGHT EQUIPMENT OPERATOR @ \$19.78/HR	LEO	2	1/20/2014	41,142	41,142	-
5/1/2001	CSEA	7015	LABORER @ \$17.57/HR	LAB	2	4/1/2013	36,546	36,546	-
6/28/2001	CSEA	7016	LABORER @ \$17.07/HR	LAB	2	4/1/2013	35,506	35,506	-
5/10/2002	CSEA	7033	TREE TRIMMER 2 @ \$21.69/HR	TRE2	2	1/7/2015	45,115	45,115	-
8/23/2004	CSEA	7016	LABORER @ \$17.77/HR	LAB	2	8/23/2014	36,962	36,962	-
4/3/2006	CSEA	7016	LABORER @ \$17.07/HR	LAB	2	4/1/2012	35,506	35,506	-
9/18/2006	CSEA	7032	TREE TRIMMER 1 @ \$21.65/HR	TRE2	2	1/7/2014	45,032	45,032	-
6/10/2008	CSEA	7015	LABORER @ \$17.07/HR	LAB	2	12/7/2015	35,506	35,506	-
6/3/2013	CSEA	7015	LABORER @ \$16.26/HR	LAB	2	6/15/2016	33,821	33,821	-
11/25/2013	CSEA	7015	LABORER @ \$16.26/HR	LAB	2	12/7/2016	33,821	33,821	-
12/17/2013	CSEA	7015	LABORER @ \$16.26/HR	LAB	2	4/1/2016	33,821	33,821	-
4/21/2014	CSEA	7015	LABORER @ \$16.26/HR	LAB	2	5/9/2015	33,821	33,821	-
	CSEA	1610	LABORER @ \$16.26/HR	LAB			33,821	33,821	-
		8	8 - SEASONAL SECURITY GAURDS @ \$9.00/HR				4,500	4,500	-
<b>TOTAL WAGES</b>							<b>663,756</b>	<b>663,756</b>	<b>-</b>

LOCATION A57130 INFRASTRUCTURE WAGES

HIRE DATE	GROUP	JOB	JOB DESCRIPTION	GRADE	STEP	GRADE/STEP DATE	2020-2021 SALARY	2021-2022 SALARY	LONGEVITY AMOUNT
5/14/1990	CSEA	1615	CARPENTER @ \$26.07/HR	CARP	2	10/9/2015	54,226	54,226	3,364
	CSEA	7040	MASON @ \$26.68/HR	MASN	2	8/4/2015	40,000	40,000	-
1/9/2012	CSEA	1568	TEMPORARY PART-TIME LINEMAN			1/9/2012	10,000	10,000	-
<b>TOTAL WAGES</b>							<b>104,226</b>	<b>104,226</b>	<b>3,364</b>

LOCATION A57140 PLAYGROUNDS WAGES

HIRE DATE	GROUP	JOB	JOB DESCRIPTION	GRADE	STEP	GRADE/STEP DATE	2020-2021 SALARY	2021-2022 SALARY	LONGEVITY AMOUNT
6/15/2006	CSEA	7060	LABORER @ \$23.39/HR	LAB	2	10/2/2013	48,651	48,651	-
4/9/2007	CSEA	7060	LABORER @ \$23.39/HR	LAB	2	10/2/2013	48,651	48,651	-
11/12/2007	CSEA	7060	LABORER @ \$17.08/HR	LAB	2	10/2/2013	35,526	35,526	-
<b>TOTAL WAGES</b>							<b>132,829</b>	<b>132,829</b>	<b>-</b>

NOTE: TWO LABORERS RECEIVE A \$3.00/HR STIPEND FOR WORK ON THE POOLS AND SKI LIFTS.

LOCATION A57181 SKI CHALET - WAGES

HIRE DATE	GROUP	JOB	JOB DESCRIPTION	GRADE	STEP	GRADE/STEP DATE	2020-2021 SALARY	2021-2022 SALARY	LONGEVITY AMOUNT
	NOBE	7	SKI CHALET LABORERS @ \$15.00/HR				10,000	10,000	-
<b>TOTAL WAGES</b>							<b>10,000</b>	<b>10,000</b>	<b>-</b>

**LOCATION A57310 YOUTH BUREAU SALARIES**

70

HIRE DATE	GROUP	JOB	JOB DESCRIPTION	GRADE	STEP	GRADE/STEP DATE	2020-2021 SALARY	2021-2022 SALARY	LONGEVITY AMOUNT
1/13/1996	NONW	7303	DIRECTOR OF RECREATION			4/1/2015	49,680	50,674	-
1/16/2002	CSEA	7301	ASSISTANT RECREATION DIRECTOR	22	2	4/1/2013	53,017	53,017	4,467
	CSEA	7305	RECEPTIONIST				43,330	43,330	-
	NONW	7304	RECREATION SPECIALIST				-	-	-
<b>TOTAL SALARIES</b>							<b>146,027</b>	<b>147,021</b>	<b>4,467</b>

**LOCATION A57310 YOUTH BUREAU WAGES**

HIRE DATE	GROUP	JOB	JOB DESCRIPTION	LAB	STEP	GRADE/STEP DATE	2020-2021 SALARY	2021-2022 SALARY	LONGEVITY AMOUNT
4/28/2008	CSEA	7016	LABORER @ \$17.07/HR	LAB	2	4/1/2013	35,506	35,506	-
5/10/2016	CSEA	7016	LABORER @ \$17.07/HR	LAB	2	5/10/2017	33,821	33,821	-
	NOBE		11 PARKS CLEANERS @ \$10.25 (4 PAYS X 40 HRS)				15,840	18,040	-
	NOBE		12 PARKS WORKERS @ \$10.25 (4 PAYS X 40HRS)				14,400	19,680	-
	NOBE		3 SPORT CLINIC @ \$9.00 (4 PAYS X 40 HRS)				4,320	-	-
	NOBE		1 SPORT CLINIC @ \$9.00 (4 PAYS X 40 HRS)				1,440	-	-
	NOBE		2 TUTORS @ \$9.00 (4 PAYS X 40 HRS)				3,480	-	-
	NOBE		BASKETBALL CLINIC (44 HOURS X \$40 HOUR)				1,760	1,760	-
	NOBE		SPEED CLINIC (27 HOURS X \$40 HOUR)				1,080	1,080	-
	NOBE		GOLF SUPERVISOR (39 HOURS X \$40 HOUR)				1,560	1,560	-
	NOBE		2 GOLF COUNSELORS (39 HOURS X \$16.25 HOUR)				1,266	1,266	-
	NOBE		3 MANAGERS @ \$11.50 ( 4 PAYS X 60 HRS)				8,280	8,280	-
	NOBE		3 ASST MAGNAGERS @ \$11.00 (4 PAYS X 60 HRS)				7,560	7,260	-
	NOBE		1 WSI LIFE GAURDS @ \$10.75 ( 4 PAYS X 60 HRS)				2,460	2,580	-
	NOBE		24 LIFE GAURDS @ \$10.75 (4 PAYS X 60 HRS)				63,960	61,960	-
	NOBE		3 SECURITY GAURDS @ \$10.50 (4 PAYS X 60 HRS)				7,200	7,560	-
	NOBE		13 CHECKERS @ \$10.25 (4 PAYS X 30 HRS)				14,040	15,990	-
	NOBE		1 COORDINATOR @ \$11.00 (12 PAYS X 50 HRS)				6,600	6,600	-
	NOBE		7 FIELDWORKERS @ \$10.50 (9 PAYS X 32.5 HRS)				18,428	18,007	-
	NOBE		1 ATTENDANTS @ \$10.50 (24 PAYS X 20 HRS)				4,840	7,560	-
	NOBE		1 CUSTODIAN @ \$10.50 (24 PAYS X 44 HRS)				10,296	7,560	-
	NOBE		10 GYM ATTENDANTS @ \$10.75 (8 PAYS X 40 HRS)				31,200	30,960	-
<b>TOTAL WAGES</b>							<b>289,336</b>	<b>287,030</b>	<b>-</b>

**LOCATION A57620 - PARKWAY RECREATION CENTER SALARIES**

HIRE DATE	GROUP	JOB	JOB DESCRIPTION	GRADE	STEP	GRADE/STEP DATE	2020-2021 SALARY	2021-2022 SALARY	LONGEVITY AMOUNT
12/6/1999	CSEA	1600	CLEANER @ \$20.78	12	2	12/6/2014	37,820	37,834	4,197
<b>TOTAL SALARIES</b>							<b>37,820</b>	<b>37,834</b>	<b>4,197</b>

**LOCATION A58010 ZONING BOARD SALARIES**

HIRE DATE	GROUP	JOB	JOB DESCRIPTION	GRADE	STEP	GRADE/STEP DATE	2020-2021 SALARY	2021-2022 SALARY	LONGEVITY AMOUNT
5/29/2009	NOBE	7505	ZONING BOARD OF APPEALS CHAIRPERSON				1,000	1,000	-
2/7/2002	NOBE	7500	ZONING BOARD OF APPEALS MEMBER				750	750	-
1/1/2010	NOBE	7500	ZONING BOARD OF APPEALS MEMBER				750	750	-
1/21/2015	NOBE	7508	ZONING BOARD OF APPEALS MEMBER				750	750	-
3/22/2016	NOBE	7500	ZONING BOARD OF APPEALS MEMBER				750	750	-
<b>TOTAL SALARIES</b>							<b>4,000</b>	<b>4,000</b>	<b>-</b>



LOCATION A58020 PLANNING BOARD

HIRE DATE	GROUP	JOB	JOB DESCRIPTION	GRADE	STEP	GRADE/STEP DATE	2020-2021 SALARY	2021-2022 SALARY	LONGEVITY AMOUNT
4/18/2012	NOBE	7505	PLANNING BOARD CHAIRPERSON				1,000	1,000	-
4/1/2006	NOBE	7508	PLANNING BOARD MEMBER				750	750	-
1/1/2011	NOBE	7508	PLANNING BOARD MEMBER				750	750	-
4/18/2012	NOBE	7508	PLANNING BOARD MEMBER				750	750	-
4/13/2014	NOBE	7508	PLANNING BOARD MEMBER				750	750	-
<b>TOTAL SALARIES</b>							<b>4,000</b>	<b>4,000</b>	<b>-</b>

LOCATION A58170 DPW STREET CLEANING WAGES

HIRE DATE	GROUP	JOB	JOB DESCRIPTION	GRADE	STEP	GRADE/STEP DATE	2020-2021 SALARY	2021-2022 SALARY	LONGEVITY AMOUNT
4/2/1989	TEAM	8071	HEAVY EQUIPMENT OPR, 1ST SHIFT @ \$20.82/HR	HEO	2	4/1/2015	43,306	43,306	-
4/3/1989	TEAM	8071	HEAVY EQUIPMENT OPR, 1ST SHIFT @ \$20.82/HR	HEO	2	4/1/2015	43,306	43,306	-
4/10/1989	TEAM	8071	HEAVY EQUIPMENT OPR, 1ST SHIFT @ \$20.82/HR	HEO	2	4/1/2015	43,306	43,306	-
8/18/1997	TEAM	8080	MASON, 1ST SHIFT @ \$23.47/HR	MASO	2	4/1/2015	48,818	48,818	-
4/2/1998	TEAM	8050	LABORER @ \$18.94/HR	LAB	2	4/1/2015	39,395	39,395	-
10/12/1999	TEAM	8071	HEAVY EQUIPMENT OPR, 1ST SHIFT @ \$20.82/HR	HEO	2	4/1/2015	43,306	43,306	-
5/14/2002	TEAM	8071	HEAVY EQUIPMENT OPR, 3RD SHIFT @ \$20.82/HR	HEO	2	4/1/2015	43,306	43,306	-
6/10/2002	TEAM	8071	HEAVY EQUIPMENT OPR, 1ST SHIFT @ \$20.82/HR	HEO	2	4/1/2015	43,306	43,306	-
10/12/2004	TEAM	8071	HEAVY EQUIPMENT OPR, 1ST SHIFT @ \$20.82/HR	HEO	2	4/1/2015	43,306	43,306	-
12/13/2005	TEAM	8071	HEAVY EQUIPMENT OPR, 3RD SHIFT @ 21.22/HR	HEO	2	4/1/2015	44,138	44,138	-
3/13/2006	TEAM	8071	HEAVY EQUIPMENT OPR, 3RD SHIFT @ \$21.22/HR	HEO	2	4/1/2015	44,138	44,138	-
2/12/2007	TEAM	8050	HEAVY EQUIPMENT OPR, 2ND SHIFT @ \$21.22/HR	HEO	2	4/1/2015	44,138	44,138	-
4/10/2007	TEAM	8071	HEAVY EQUIPMENT OPR, 1ST SHIFT @ \$21.22/HR	HEO	2	4/1/2015	44,138	44,138	-
7/29/2013	TEAM	8071	HEAVY EQUIPMENT OPR, 1ST SHIFT @ \$21.22/HR	HEO	2	4/1/2015	44,138	44,138	-
3/13/2006	TEAM	8071	LABORER @ \$19.34/HR	HEO	2	4/1/2015	40,227	40,227	-
11/18/2013	TEAM	8050	LABORER, 3RD SHIFT @ \$19.34/HR	LAB	2	10/1/2015	40,227	40,227	-
7/31/2014	TEAM	8050	HEAVY EQUIPMENT OPERATOR, 3RD SHIFT @ \$21.22/HR	LAB	2	10/1/2015	44,138	44,138	-
1/3/2015	TEAM	8050	HEAVY EQUIPMENT OPERATOR, 3RD SHIFT @ \$21.22/HR	LAB	2	2/1/2012	44,138	44,138	-
7/5/2016	TEAM	8050	HEAVY EQUIPMENT OPR, 3RD SHIFT @ \$21.22/HR	LAB	2	7/5/2017	44,138	44,138	-
7/5/2016	TEAM	8050	HEAVY EQUIPMENT OPR, 3RD SHIFT @ 21.22/HR	LAB	2	7/5/2017	44,138	44,138	-
5/4/2015	TEAM	8050	HEAVY EQUIPMENT OPR, 3RD SHIFT @ 21.22/HR	LAB	0	1/6/2018	44,138	44,138	-
9/2/2019	TEAM	8050	LABORER @ \$19.34/HR	LAB	0	4/1/2015	40,227	40,227	-
4/19/2018	TEAM	8071	LABORER @ \$19.34/HR	LAB	2	4/1/2015	40,227	40,227	-
6/11/2018	TEAM	8071	LABORER @ \$19.34/HR	LAB	2	4/1/2015	40,227	40,227	-
4/15/2019	TEAM	8071	LABORER @ \$19.34/HR	LAB	2	4/1/2015	40,227	40,227	-
4/15/2019	TEAM	8071	LABORER @ \$18.84/HR	LAB	2	4/1/2015	39,187	39,187	-
4/15/2019	TEAM	8071	LABORER @ \$19.34/HR	LAB	2	4/1/2015	40,227	40,227	-
<b>TOTAL SALARIES</b>							<b>1,153,506</b>	<b>1,153,506</b>	<b>-</b>

LOCATION A58666 DPW DEMOLOTION WAGES

HIRE DATE	GROUP	JOB	JOB DESCRIPTION	GRADE	STEP	GRADE/STEP DATE	2020-2021 SALARY	2021-2022 SALARY	LONGEVITY AMOUNT
9/13/2013	TEAM	8071	HEAVY EQUIPMENT OPR, 1ST SHIFT @ \$20.82/HR	HEO			43,306	43,306	-
6/28/2004	TEAM	8071	HEAVY EQUIPMENT OPR, 1ST SHIFT @ \$20.82/HR	HEO			43,306	43,306	-
3/31/1998	TEAM	8071	HEAVY EQUIPMENT OPR, 1ST SHIFT @ \$20.82/HR	HEO	2	4/1/2015	43,306	43,306	-
<b>TOTAL SALARIES</b>							<b>129,917</b>	<b>129,917</b>	<b>-</b>

**SEWER FUND  
ESTIMATED REVENUES**



2021-2022 CITY OF UTICA BUDGET

SEWER FUND			2017-2018 ACTUAL REVENUES	2018-2019 ACTUAL REVENUES	2019-2020 ACTUAL REVENUES	2020-2021 REVISED REVENUES	February 1, 2021 2020-2021 YEAR-TO-DATE REVENUES	2021-2022 DEPARTMENT REVENUES	2021-2022 MAYOR PROPOSED	2021-2022 E & A APPROVED	2021-2022 COUNCIL APPROVED
<b>SEWER REVENUE</b>											
ES400	212001	SEWER RENTS	3,933,307	4,149,828	4,020,318	3,950,000	2,679,404	3,950,000	3,950,000	-	-
ES400	240101	INVESTMENT EARNINGS	23	26	50	-	27	50	50	-	-
ES400	960000	APPROPRIATION OF FUND BALANCE	-	-	-	-	-	-	-	-	-
<b>TOTAL SEWER REVENUE</b>			<b>3,933,330</b>	<b>4,149,854</b>	<b>4,020,368</b>	<b>3,950,000</b>	<b>2,679,431</b>	<b>3,950,050</b>	<b>3,950,050</b>	<b>-</b>	<b>-</b>
<b>GRAND TOTAL</b>			<b>3,933,330</b>	<b>4,149,854</b>	<b>4,020,368</b>	<b>3,950,000</b>	<b>2,679,431</b>	<b>3,950,050</b>	<b>3,950,050</b>	<b>-</b>	<b>-</b>

**SEWER FUND  
ESTIMATED EXPENDITURES**



2021 - 2022 CITY OF UTICA BUDGET

SEWER FUND			2017-2018 ACTUAL EXPENDED	2018-2019 ACTUAL EXPENDED	2019-2020 ACTUAL EXPENDED	2020-2021 REVISED BUDGET	February 1, 2021 2020-2021 YEAR-TO-DATE ACTUAL	2021-2022 DEPARTMENT REQUESTED	2021-2022 MAYOR PROPOSED	2021-2022 E & A APPROVED	2021-2022 COUNCIL APPROVED
<b>SEWER EXPENDITURES</b>											
ES58120	101	SALARIES	109,902	129,418	152,167	96,813	92,827	96,814	96,814	-	-
ES58120	102	WAGES	277,138	460,041	474,987	441,392	407,423	455,182	455,182	-	-
ES58120	103	OVERTIME PAY	60,125	77,750	91,587	60,770	79,448	60,770	60,770	-	-
ES58120	109	LONGEVITY PAY	3,600	4,100	5,600	4,600	5,900	4,600	4,600	-	-
ES58120	113	CLOTHING ALLOWANCE	1,300	1,500	2,200	2,700	1,300	2,700	2,700	-	-
ES58120	116	FOREMAN PAY	12,921	8,217	16,037	20,000	14,339	20,000	20,000	-	-
ES58120	120	PLOWING STIPEND	750	1,250	1,750	2,850	500	2,850	2,850	-	-
ES58120	202	OTHER EQUIPMENT	10,998	18,277	3,218	15,000	815	15,000	15,000	-	-
ES58120	203	AUTO EQUIPMENT	-	77,347	59,012	60,000	-	60,000	60,000	-	-
ES58120	211	CAPITAL OUTLAY	322,782	875,252	1,181,644	896,596	588,735	839,208	839,208	-	-
ES58120	213	CLOTHING EXPENSE	1,131	500	937	2,000	100	4,400	4,400	-	-
ES58120	402	OTHER SUPPLIES	84,792	86,042	83,960	90,000	51,408	90,000	90,000	-	-
ES58120	432	JUDGEMENTS & SETTLEMENTS	441	8,000	4,500	20,000	4,900	20,000	20,000	-	-
ES58120	441	CONTRACTED SERVICES	92,071	56,914	30,242	60,000	41,478	60,000	60,000	-	-
ES58120	44201	CONTRACTED BILLING	84,000	84,000	84,000	84,000	42,000	84,000	84,000	-	-
ES58120	45101	LEASE PAYMENTS	61,210	58,266	54,156	54,156	54,156	54,156	54,156	-	-
ES58120	461	REPAIRS	16,183	17,506	39,078	45,000	17,674	45,000	45,000	-	-
ES58120	463	FUEL	9,264	12,417	13,036	15,000	550	15,000	15,000	-	-
ES58120	471	MISCELLANEOUS	(15,914)	(88,176)	11	2,500	342	2,500	2,500	-	-
ES58120	472	INDIRECT COSTS	200,000	200,000	200,000	230,000	-	230,000	230,000	-	-

2021 - 2022 CITY OF UTICA BUDGET

SEWER FUND			2017-2018 ACTUAL EXPENDED	2018-2019 ACTUAL EXPENDED	2019-2020 ACTUAL EXPENDED	2020-2021 REVISED BUDGET	February 1, 2021 2020-2021 YEAR-TO-DATE ACTUAL	2021-2022 DEPARTMENT REQUESTED	2021-2022 MAYOR PROPOSED	2021-2022 E & A APPROVED	2021-2022 COUNCIL APPROVED
<b>SEWER EXPENDITURES CON'T.</b>											
ES58120	801	RETIREMENT	75,673	96,425	69,116	78,377	76,577	115,895	115,895	-	-
ES58120	802	F.I.C.A.	35,392	51,834	56,581	48,129	45,957	49,184	49,184	-	-
ES58120	803	MEDICAL	25,424	93,919	231,133	299,114	237,324	338,039	338,039	-	-
ES58120	806	WORKERS' COMPENSATION	178,892	160,000	153,384	154,389	154,389	123,619	123,619	-	-
<b>TOTAL SEWER EXPENDITURES</b>			<b>1,648,076</b>	<b>2,490,799</b>	<b>3,008,336</b>	<b>2,783,386</b>	<b>1,918,142</b>	<b>2,788,917</b>	<b>2,788,917</b>	<b>-</b>	<b>-</b>
<b>LONG-TERM SEWER DEBT</b>											
ES59710	620	2012 REFINANCED PRINCIPAL	39,035	39,491	39,491	-	-	-	-	-	-
ES59710	630	2013 REFINANCED PRINCIPAL	303,520	309,580	309,580	332,190	332,190	342,320	342,320	-	-
ES59710	640	2014 PRINCIPAL	37,200	38,300	39,300	40,300	40,300	41,300	41,300	-	-
ES59710	650	2015 PRINCIPAL	41,520	42,640	43,760	44,890	44,890	47,130	47,130	-	-
ES59710	651	2015B PRINCIPAL	237,035	240,000	245,000	245,000	-	250,000	250,000	-	-
ES59710	660	2017 REFINANCED PRINCIPAL	4,142	106,310	107,690	109,071	109,071	111,833	111,833	-	-
ES59710	670	2018 PRINCIPAL	-	15,000	15,000	20,000	20,000	20,000	20,000	-	-
ES59730	626	2019 PRINCIPAL - EFC	-	-	-	-	79,400	80,760	80,760	-	-
ES59710	716	2007 INTEREST	22,150	-	-	-	-	-	-	-	-
ES59710	720	2012 REFINANCED INTEREST	1,988	1,203	404	-	-	-	-	-	-



2021 - 2022 CITY OF UTICA BUDGET

SEWER FUND			2017-2018 ACTUAL EXPENDED	2018-2019 ACTUAL EXPENDED	2019-2020 ACTUAL EXPENDED	2020-2021 REVISED BUDGET	February 1, 2021 2020-2021 YEAR-TO-DATE ACTUAL	2021-2022 DEPARTMENT REQUESTED	2021-2022 MAYOR PROPOSED	2021-2022 E & A APPROVED	2021-2022 COUNCIL APPROVED
<b>LONG-TERM SEWER DEBT CON'T.</b>											
ES59710	730	2013 REFINANCED INTEREST	91,568	82,342	69,711	58,922	58,922	50,293	50,293	-	-
ES59710	740	2014 INTEREST	20,054	10,379	9,603	8,606	4,605	7,382	7,382	-	-
ES59710	750	2015 INTEREST	24,318	23,161	21,974	20,754	20,754	19,489	19,489	-	-
ES59710	751	2015B INTEREST	163,823	162,212	148,177	158,121	88,704	155,550	155,550	-	-
ES59710	760	2017 REFINANCED INTEREST	(7,874)	34,892	32,752	30,585	30,584	28,376	28,376	-	-
ES59710	770	2018 INTEREST	-	7,559	7,531	7,175	7,175	6,700	6,700	-	-
<b>TOTAL LONG-TERM SEWER DEBT</b>			<b>978,479</b>	<b>1,113,069</b>	<b>1,089,973</b>	<b>1,075,614</b>	<b>836,595</b>	<b>1,161,133</b>	<b>1,161,133</b>	<b>-</b>	<b>-</b>
<b>BOND ANTICIPATION NOTES</b>											
ES59730	621	BAN PRINCIPAL	-	-	1,051,470	-	-	-	-	-	-
ES59730	626	EFC BAN PRINCIPAL	97,480	62,500	61,000	65,000	54,500	-	-	-	-
ES59730	721	BAN INTEREST	3,000	26,085	106,544	26,000	-	-	-	-	-
<b>TOTAL BOND ANTICIPATION NOTES</b>			<b>100,480</b>	<b>88,585</b>	<b>1,219,014</b>	<b>91,000</b>	<b>54,500</b>	<b>-</b>	<b>-</b>	<b>-</b>	<b>-</b>
<b>GRAND TOTAL</b>			<b>3,569,758</b>	<b>4,209,990</b>	<b>5,317,323</b>	<b>3,950,000</b>	<b>2,809,237</b>	<b>3,950,050</b>	<b>3,950,050</b>	<b>-</b>	<b>-</b>

**SEWER FUND  
TABLE OF ORGANIZATION**



LOCATION ES58120 DPW SEWER DEPARTMENT SALARIES

HIRE DATE	GROUP	JOB	JOB DESCRIPTION	GRADE	GRADE/STEP DATE	2020-2021 SALARY	2021-2022 SALARY	LONGEVITY AMOUNT
1/27/2014	CSEA	1567	ASSISTANT ENGINEER	23	2/3/2015	50,569	50,569	-
			ADD: 33% CHARGEBACK OF COMMISSIONER & DEPUTY COMMISSIONER TO SEWERS					
						46,245	46,245	-
<b>TOTAL SALARIES</b>						<b>96,813</b>	<b>96,814</b>	<b>-</b>

LOCATION ES58120 DPW SEWER DEPARTMENT WAGES

HIRE DATE	GROUP	JOB	JOB DESCRIPTION	GRADE	GRADE/STEP DATE	2020-2021 SALARY	2021-2022 SALARY	LONGEVITY AMOUNT
8/30/1982	NOBE	1583	PART TIME SENIOR ENGINEER		4/1/2014	10,000	10,000	-
7/11/1983	TEAM	8080	MASON, 1ST SHIFT @ \$23.47/HR	HEO	4/13/2015	48,818	48,818	-
11/22/1993	TEAM	8070	MASON @ \$23.47	HEO	4/1/2015	48,818	48,818	-
1/31/2018	TEAM	8070	MECHANIC, 1ST SHIFT, @\$22.43/HR	MECN	4/1/2015	46,654	46,654	-
4/18/2005	TEAM	8070	HEAVY EQUIPMENT OPERATOR @ \$21.22/HR	HEO	4/1/2015	44,138	44,138	-
3/21/2000	TEAM	8070	HEAVY EQUIPMENT OPERATOR @ \$20.82/HR	HEO	4/1/2015	43,306	43,306	-
5/7/2001	TEAM	8070	HEAVY EQUIPMENT OPERATOR @ \$20.82/HR	HEO	4/1/2015	43,306	43,306	-
6/18/1997	TEAM	8070	LABORER @ \$18.94/HR	LAB	4/1/2015	39,395	39,395	-
6/18/1999	TEAM	8070	HEAVY EQUIPMENT OPR, 2ND SHIFT @ \$20.82/HR	HEO	4/1/2015	43,306	43,306	-
8/18/1997	TEAM	8070	HEAVY EQUIPMENT OPERATOR @ \$21.22/HR	HEO	4/1/2015	44,138	44,138	-
7/6/2004	TEAM	8066	HEAVY EQUIPMENT OPR, 1ST SHIFT @ \$20.82/HR	LEO	4/13/2015	43,306	43,306	-
<b>TOTAL WAGES</b>						<b>455,182</b>	<b>455,182</b>	<b>-</b>

**CAPITAL FUND  
ESTIMATED REVENUES**



2021-2022 CITY OF UTICA BUDGET

PAVING - CAPITAL PROJECTS FUND REVENUE				2020-2021 REVISED BUDGET	2021-2022 DEPARTMENT REQUEST	2021-2022 MAYOR PROPOSED	2021-2022 E & A APPROVED	2021-2022 COUNCIL APPROVED
<b>NEW YORK STATE REVENUE</b>								
NYS HIGHWAY PAVEMENT PROGRAM	-	-	-	1,700,000	1,700,000	1,700,000	-	-
NYS PAVING - ARTERIAL PROJECT	-	-	-	-	-	-	-	-
<b>TOTAL NEW YORK STATE REVENUE</b>	-	-	-	1,700,000	1,700,000	1,700,000	-	-
<b>INTERFUND TRANSFER</b>								
TRANSFER FROM CDBG	-	-	-	800,000	800,000	800,000	-	-
<b>TOTAL INTERFUND TRANSFER</b>	-	-	-	800,000	800,000	800,000	-	-
<b>PROCEEDS FROM LONG TERM DEBT ISSUANCE</b>								
2021 DEBT ISSUANCE	-	-	-	2,500,000	2,500,000	2,500,000	-	-
<b>TOTAL PROCEEDS FROM LONG TERM DEBT ISSUANCE</b>	-	-	-	2,500,000	2,500,000	2,500,000	-	-
<b>TOTAL CAPITAL PROJECTS FUND REVENUE</b>	-	-	-	5,000,000	5,000,000	5,000,000	-	-
<b>GRAND TOTAL</b>	-	-	-	5,000,000	5,000,000	5,000,000	-	-

**CAPITAL FUND  
ESTIMATED EXPENDITURES**



2021-2022 CITY OF UTICA BUDGET

PAVING - CAPITAL PROJECTS FUND EXPENDITURES				2020-2021 REVISED BUDGET	2021-2022 DEPARTMENT REQUEST	2021-2022 MAYOR PROPOSED	2021-2022 E & A APPROVED	2021-2022 COUNCIL APPROVED
<b>EXPENDITURES</b>								
CONTRACTUAL - ENGINEERING & PAVING	-	-	-	4,860,000	4,860,000	4,860,000	-	-
CONTRACTUAL - CHARGEBACK FROM ENGINEER	-	-	-	140,000	140,000	140,000	-	-
<b>TOTAL EXPENDITURES</b>	-	-	-	<b>5,000,000</b>	<b>5,000,000</b>	<b>5,000,000</b>	-	-

**DEBT SERVICE FUND  
ESTIMATED REVENUES**



2021 - 2022 CITY OF UTICA BUDGET

DEBT SERVICE FUND			2017-2018 ACTUAL RECEIVED	2018-2019 ACTUAL RECEIVED	2019-2020 ACTUAL RECEIVED	2020-2021 REVISED BUDGET	February 1, 2021 2020-2021 YEAR-TO-DATE ACTUAL	2021-2022 DEPARTMENT REQUESTED	2021-2022 MAYOR PROPOSED	2021-2022 E & A APPROVED	2021-2022 COUNCIL APPROVED
<b>DEBT SERVICE REVENUE</b>											
V400	503100	TRANSFER FROM GENERAL	5,035,059	6,136,448	5,425,825	4,462,134	4,285,205	4,248,510	4,248,510	-	-
V400	503113	TRANSFER FROM CAPITAL	26,244	38,862	35,967	-	-	-	-	-	-
<b>TOTAL DEBT SERVICE REVENUE</b>			<b>5,061,303</b>	<b>6,175,310</b>	<b>5,461,792</b>	<b>4,462,134</b>		<b>4,248,510</b>	<b>4,248,510</b>	<b>-</b>	<b>-</b>
<b>GRAND TOTAL</b>			<b>5,061,303</b>	<b>6,175,310</b>	<b>5,461,792</b>	<b>4,462,134</b>	<b>4,285,205</b>	<b>4,248,510</b>	<b>4,248,510</b>	<b>-</b>	<b>-</b>

**DEBT SERVICE FUND  
ESTIMATED EXPENDITURES**



2021 - 2022 CITY OF UTICA BUDGET

DEBT SERVICE FUND			2017-2018 ACTUAL EXPENDED	2018-2019 ACTUAL EXPENDED	2019-2020 ACTUAL EXPENDED	2020-2021 REVISED BUDGET	February 1, 2021 2020-2021 YEAR-TO-DATE ACTUAL	2021-2022 DEPARTMENT REQUESTED	2021-2022 MAYOR PROPOSED	2021-2022 E & A APPROVED	2021-2022 COUNCIL APPROVED
<b>SERIAL BONDS</b>											
V59710	610	2001 PRINCIPAL	115,000	110,000	105,000	-	-	-	-	-	-
V59710	616	2007 PRINCIPAL	246,116	-	-	-	-	-	-	-	-
V59710	617	2008 PRINCIPAL	410,000	430,000	-	-	-	-	-	-	-
V59710	618	2010 ISSUE A PRINCIPAL	190,000	195,000	205,000	215,000	215,000	-	-	-	-
V59710	619	2010 ISSUE B PRINCIPAL	615,000	-	-	-	-	-	-	-	-
V59710	620	2012 REFINANCED PRINCIPAL	815,965	825,509	844,595	-	-	-	-	-	-
V59710	630	2013 REFINANCED PRINCIPAL	1,181,480	1,205,420	1,253,030	1,292,810	1,292,810	1,332,680	1,332,680	-	-
V59710	640	2014 PRINCIPAL	147,800	151,700	155,700	159,700	159,700	163,700	163,700	-	-
V59710	650	2015 PRINCIPAL	143,480	147,360	151,240	155,110	155,110	162,870	162,870	-	-
V59710	660	2017 REFINANCED PRINCIPAL	25,858	933,690	957,310	980,929	980,929	998,168	998,168	-	-
V59710	661	2017 PRINCIPAL	-	110,000	115,000	120,000	-	125,000	125,000	-	-
V59710	670	2018 PRINCIPAL	-	655,000	660,000	670,000	670,000	685,000	685,000	-	-
V59710	710	2001 INTEREST	14,234	8,400	2,756	5,375	5,375	-	-	-	-
V59710	716	2007 INTEREST	81,449	-	-	-	-	-	-	-	-
V59710	717	2008 INTEREST	36,256	12,363	-	-	-	-	-	-	-
V59710	718	2010A INTEREST	35,068	25,778	15,875	-	-	-	-	-	-
V59710	719	2010 B INTEREST	104,400	-	-	-	-	-	-	-	-
V59710	720	2012 REFINANCED INTEREST	41,562	25,147	8,446	-	-	-	-	-	-
V59710	730	2013 REFINANCED INTEREST	355,382	319,458	270,289	228,297	228,297	194,707	194,707	-	-
V59710	740	2014 INTEREST	44,216	41,171	38,097	34,145	18,270	29,294	29,294	-	-

2021 - 2022 CITY OF UTICA BUDGET

DEBT SERVICE FUND			2017-2018 ACTUAL EXPENDED	2018-2019 ACTUAL EXPENDED	2019-2020 ACTUAL EXPENDED	2020-2021 REVISED BUDGET	February 1, 2021 2020-2021 YEAR-TO-DATE ACTUAL	2021-2022 DEPARTMENT REQUESTED	2021-2022 MAYOR PROPOSED	2021-2022 E & A APPROVED	2021-2022 COUNCIL APPROVED
<b>SERIAL BONDS CON'T.</b>											
V59710	750	2015 INTEREST	84,038	80,039	75,933	71,721	71,721	67,348	67,348	-	-
V59710	760	2017 REFINANCED INTEREST	66,876	213,195	194,285	174,903	174,903	155,112	155,112	-	-
V59710	761	2017 INTEREST	87,078	88,856	85,556	82,106	41,053	78,506	78,506	-	-
V59710	770	2018 INTEREST	-	290,633	287,713	272,038	272,038	256,125	256,125	-	-
<b>TOTAL SERIAL BONDS</b>			<b>4,841,258</b>	<b>5,868,719</b>	<b>5,425,825</b>	<b>4,462,134</b>	<b>4,285,206</b>	<b>4,248,510</b>	<b>4,248,510</b>	<b>-</b>	<b>-</b>
<b>OTHER LONG TERM DEBT</b>											
V59789	630	2013 RETIREMENT PRINCIPAL	162,305	48,996	-	-	-	-	-	-	-
V59789	730	2013 RETIREMENT INTEREST	31,496	7,803	-	-	-	-	-	-	-
V59789	740	2014 RETIREMENT INTEREST	-	-	-	-	-	-	-	-	-
<b>TOTAL OTHER LONG TERM DEBT</b>			<b>193,801</b>	<b>56,799</b>	<b>-</b>	<b>-</b>	<b>-</b>	<b>-</b>	<b>-</b>	<b>-</b>	<b>-</b>
<b>GRAND TOTAL</b>			<b>5,035,059</b>	<b>5,925,518</b>	<b>5,425,825</b>	<b>4,462,134</b>	<b>4,285,206</b>	<b>4,248,510</b>	<b>4,248,510</b>	<b>-</b>	<b>-</b>



**47<sup>TH</sup> YEAR CDBG  
ESTIMATED REVENUES**

2021-2022 CITY OF UTICA BUDGET

URBAN & ECONOMIC DEVELOPMENT (UED)**			2017-2018 ACTUAL RECEIVED	2018-2019 ACTUAL RECEIVED	2019-2020 ACTUAL RECEIVED	2020-2021 REVISED BUDGET	2021-2022 DEPARTMENT REQUESTED	2021-2022 MAYOR PROPOSED	2021-2022 E & A APPROVED	2021-2022 COUNCIL APPROVED
<b>47TH YEAR UED REVENUE</b>										
B47500	491001	SECTION 108 LOAN INCOME	-	-	-	-	-	-	-	-
B47500	491011	ERP INCOME	-	-	-	-	280,000	280,000	-	-
B47500	491012	HOME PROGRAM ALLOCATION	-	-	-	-	658,390	658,390	-	-
B47500	491015	EMERGENCY SHELTER ALLOCATION	-	-	-	-	215,715	215,715	-	-
B46500	491042	46TH YEAR CDBG ALLOCATION	-	-	-	-	2,567,049	2,567,049	-	-
<b>47TH YEAR UED REVENUE</b>										
			-	-	-	-	3,721,154	3,721,154	-	-
<b>GRAND TOTAL</b>			<u>-</u>	<u>-</u>	<u>-</u>	<u>-</u>	<u>3,721,154</u>	<u>3,721,154</u>	<u>-</u>	<u>-</u>

\*\* THIS BUDGET IS AND ESTIMATE PROVIDED BY THE COMMISSIONER OF URBAN AND ECONOMIC DEVELOPMENT. MODIFICATION WILL BE MADE UPON FINAL APPORVAL OF HUD FUNDING.



**47<sup>TH</sup> YEAR CDBG  
ESTIMATED EXPENDITURES**

2021-2022 CITY OF UTICA BUDGET

URBAN & ECONOMIC DEVELOPMENT (UED)**			2017-2018 ACTUAL EXPENDED	2018-2019 ACTUAL EXPENDED	2019-2020 ACTUAL EXPENDED	2020-2021 REVISED BUDGET	2021-2022 DEPARTMENT REQUESTED	2021-2022 MAYOR PROPOSED	2021-2022 E & A APPROVED	2021-2022 COUNCIL APPROVED
<b>ADMINISTRATION</b>										
B4758686	101	SALARIES	-	-	-	-	408,942	408,942	-	-
B4758686	472	INDIRECT COST	-	-	-	-	84,000	84,000	-	-
B4758686	801	RETIREMENT	-	-	-	-	74,011	74,011	-	-
B4758686	802	F.I.C.A.	-	-	-	-	31,284	31,284	-	-
B4758686	803	MEDICAL	-	-	-	-	129,287	129,287	-	-
B4758686	806	WORKERS' COMPENSATION	-	-	-	-	39,657	39,657	-	-
<b>TOTAL ADMINISTRATION</b>			-	-	-	-	767,180	767,180	-	-
<b>HOME PROGRAM</b>										
B4758689	HOME - ELIGIBLE ACTIVITIES		-	-	-	-	624,653	624,653	-	-
<b>TOTAL HOME PROGRAM</b>			-	-	-	-	624,653	624,653	-	-
<b>EMERGENCY SHELTER EXPENDITURES</b>										
B4758693	ESG - ELIGIBLE ACTIVITIES		-	-	-	-	182,689	182,689	-	-
<b>TOTAL EMERGENCY SHELTER EXPENDITURES</b>			-	-	-	-	182,689	182,689	-	-
<b>SECTION 108 LOAN REPAYMENT</b>										
SECTION 108 LOAN REPAYMENT			-	-	-	-	254,125	254,125	-	-
<b>TOTAL SECTION 108 LOAN REPAYMENT</b>			-	-	-	-	254,125	254,125	-	-
<b>ECONOMIC REINVESTMENT PROGRAM</b>										
ECONOMIC REINVESTMENT LOANS			-	-	-	-	125,000	125,000	-	-
<b>TOTAL ECONOMIC REINVESTMENT PROGRAM</b>			-	-	-	-	125,000	125,000	-	-





2021-2022 CITY OF UTICA BUDGET

URBAN & ECONOMIC DEVELOPMENT (UED)**	2016-2017 ACTUAL EXPENDED	2017-2018 ACTUAL EXPENDED	2018-2019 ACTUAL EXPENDED	2019-2020 REVISED BUDGET	2020-2021 DEPARTMENT REQUESTED	2020-2021 MAYOR PROPOSED	2020-2021 E & A APPROVED	2020-2021 COUNCIL APPROVED
GRAND TOTAL	-	-	-	-	3,721,154	3,721,154	-	-

\*\* THIS BUDGET IS AND ESTIMATE PROVIDED BY THE COMMISSIONER OF URBAN AND ECONOMIC DEVELOPMENT.  
MODIFICATION AND PROPER DISTRIBUTION WILL BE MADE UPON FINAL APPORVAL OF FUNDING.

**47<sup>TH</sup> YEAR CDBG  
TABLE OF ORGANIZATION**



**LOCATION B4758686 URBAN AND ECONOMIC DEVELOPMENT SALARIES**

**85**

HIRE DATE	GROUP	JOB	JOB DESCRIPTION	STEP	GRADE/STEP DATE	2020-2021 SALARY	2021-2022 SALARY	LONGEVITY AMOUNT
2/4/2002	NONW	8600	COMMISSIONER OF UED			85,883	87,601	-
1/4/2002	CSEA	8620	ECONOMIC DEVELOPMENT PROGRAM SPEC	2	4/1/2013	75,994	75,994	6,402
9/20/1993	CSEA	3004	SENIOR ADMINISTRATIVE AID	2	9/20/2013	62,963	62,963	8,082
2/26/2001	CSEA	8644	CD FINANCIAL ANALYST	2	11/23/2015	55,221	55,221	4,652
9/29/2011	CSEA	8649	SENIOR PLANNER	1	4/1/2013	48,550	57,206	-
12/11/2017	CSEA	8673	HOUSING DEVELOPMENT SPECIALIST		6/1/2019	44,854	44,854	-
5/12/1997	NONW	8650	SECRETARY			39,706	45,897	-
	CSEA	8677	COMMUNITY DEVELOPMENT SPECIALIST			54,056	57,206	-
						<b>467,227</b>	<b>486,942</b>	<b>19,136</b>
LESS: CHARGEBACKS FOR CITY PLANNING, FAÇADE PROGRAM, DEMOLITION AND PARKS & REC						<u>(78,000)</u>	<u>(78,000)</u>	
<b>TOTAL</b>						<b><u>389,227</u></b>	<b><u>408,942</u></b>	

**SECTION 8**  
**ESTIMATED REVENUES**

2021-2022 CITY OF UTICA BUDGET

SECTION 8 FUND**			2017-2018 ACTUAL EXPENDED	2018-2019 ACTUAL EXPENDED	2019-2020 ACTUAL EXPENDED	2020-2021 REVISED BUDGET	2021-2022 DEPARTMENT REQUESTED	2021-2022 MAYOR PROPOSED	2021-2022 E & A APPROVED	2021-2022 COUNCIL APPROVED
<b>SECTION 8 REVENUE</b>										
B8400	240101	INTEREST EARNINGS	365	533	605	500	500	500	-	-
B8400	270101	REFUND OF PRIOR YEARS'	-	-	-	-	-	-	-	-
B8400	491501	HAP INCOME	5,821,997	6,258,464	6,056,678	6,200,000	6,200,000	6,200,000	-	-
B8400	491502	SEC 8 MISCELLANEOUS	2,441	1,632	-	2,081	2,081	2,081	-	-
B8400	491503	ADMINISTRTRION FEES	759,470	754,065	767,125	826,495	826,495	826,495	-	-
B8400	491504	FSS GRANT INCOME	42,251	23,507	46,176	45,000	45,000	45,000	-	-
B8400	491505	PORABILITY ADMIN. FEES	7,584	77,352	78,156	6,000	6,000	6,000	-	-
B8400	491506	FRAUD RECOVERY	-	-	-	500	500	500	-	-
B8400	491507	YMCA HOMELESS ADMIN. FEES	11,164	9,848	12,511	10,000	10,000	10,000	-	-
B8400	491508	FSS FORFEITURE INCOME	27,401	-	10,474	4,000	4,000	4,000	-	-
B8400	491509	COVID RECOVERY	-	-	-	-	-	-	-	-
<b>TOTAL SECTION 8 REVENUE</b>			<b>6,672,673</b>	<b>7,125,401</b>	<b>6,971,725</b>	<b>7,094,576</b>	<b>7,094,576</b>	<b>7,094,576</b>	<b>-</b>	<b>-</b>
<b>GRAND TOTAL</b>			<b>6,672,673</b>	<b>7,125,401</b>	<b>6,971,725</b>	<b>7,094,576</b>	<b>7,094,576</b>	<b>7,094,576</b>	<b>-</b>	<b>-</b>

\*\* THIS BUDGET IS AN ESTIMATE PROVIDED BUY THE SECTION 8 HOUSING ASSISTANT ADMINISTRATOR. MODIFICATION AND PROPER DISTRIBUTION WILL BE MADE UPON FINAL APPROVAL ON FUNDING.



**SECTION 8**  
**ESTIMATED EXPENDITURES**

2021 - 2022 CITY OF UTICA BUDGET

SECTION 8 FUND			2017-2018 ACTUAL EXPENDED	2018-2019 ACTUAL EXPENDED	2019-2020 ACTUAL EXPENDED	2020-2021 REVISED BUDGET	2021-2022 DEPARTMENT REQUESTED	2021-2022 MAYOR PROPOSED	2021-2022 E & A APPROVED	2021-2022 COUNCIL APPROVED
<b>SECTION 8 EXPENDITURES</b>										
B858611	101	SALARIES	367,065	347,091	378,195	413,750	469,320	469,320	-	-
B858611	113	CLOTHING ALLOWANCE	100	100	100	100	100	100	-	-
B858611	201	OFFICE EQUIPMENT	-	-	-	8,000	8,000	8,000	-	-
B858611	203	AUTO EQUIPMENT	14,798	-	-	1,000	1,000	1,000	-	-
B858611	206	COMPUTER SOFTWARE	-	-	-	5,000	5,000	5,000	-	-
B858611	214	COMPUTER EQUIPMENT	-	1,572	1,339	2,000	2,000	2,000	-	-
B858611	401	OFFICE SUPPLIES	1,237	1,347	1,166	2,000	2,000	2,000	-	-
B858611	402	OTHER SUPPLIES	4,808	1,782	1,858	2,000	2,000	2,000	-	-
B858611	403	POSTAGE	7,576	6,753	7,576	9,000	9,000	9,000	-	-
B858611	404	PRINTING	316	461	330	350	350	350	-	-
B858611	405	SUBSCRIPTIONS	349	349	349	500	500	500	-	-
B858611	407	ADVERTISING	63	-	-	100	100	100	-	-
B858611	409	TRAVEL	-	-	-	7,000	7,000	7,000	-	-
B858611	423	TELEPHONE	195	196	164	300	300	300	-	-
B858611	441	CONTRACTED SERVICES	31,328	28,946	32,396	40,767	40,767	40,767	-	-
B858611	44202	BANK CHARGES	-	-	-	100	100	100	-	-
B858611	461	REPAIRS	3,576	66	-	1,000	1,000	1,000	-	-
B858611	463	FUEL	437	341	255	600	600	600	-	-
B858611	471	MISCELLANEOUS	2,152	-	-	2,500	2,500	2,500	-	-
B858611	472	INDIRECT COSTS	62,105	62,105	62,105	62,661	62,661	62,661	-	-
B858611	581	RENT DISBURSEMENTS	6,192,354	6,212,669	6,203,110	6,200,000	6,200,000	6,200,000	-	-

2021 - 2022 CITY OF UTICA BUDGET

SECTION 8 FUND			2017-2018 ACTUAL EXPENDED	2018-2019 ACTUAL EXPENDED	2019-2020 ACTUAL EXPENDED	2020-2021 REVISED BUDGET	2021-2022 DEPARTMENT REQUESTED	2021-2022 MAYOR PROPOSED	2021-2022 E & A APPROVED	2021-2022 COUNCIL APPROVED
<b>SECTION 8 EXPENDITURES CON'T.</b>										
B858611	582	PORTABILITY ADMINISTRATION	12,815	8,846	5,575	8,000	8,000	8,000	-	-
B858611	583	PORT-IN HAP DISTRIBUTION	-	-	-	-	-	-	-	-
B858611	801	RETIREMENT	58,933	57,141	51,082	65,000	65,000	65,000	-	-
B858611	802	F.I.C.A.	27,973	26,412	28,736	30,000	30,000	30,000	-	-
B858611	803	MEDICAL	106,255	89,185	82,218	105,060	105,060	105,060	-	-
B858611	805	UNEMPLOYMENT BENEFITS	-	-	-	10,000	10,000	10,000	-	-
B858611	806	WORKERS' COMPENSATION	12,004	12,004	38,495	38,495	38,495	38,495	-	-
<b>TOTAL SECTION 8 EXPENDITURES</b>			<b>6,906,438</b>	<b>6,857,366</b>	<b>6,895,049</b>	<b>7,015,283</b>	<b>7,070,853</b>	<b>7,070,853</b>	<b>-</b>	<b>-</b>
<b>SECTION 8 YWCA PROGRAM</b>										
B858612	101	SALARIES	-	-	-	4,000	-	-	-	-
B858612	213	CLOTHING EXPENSE	-	-	-	5	-	-	-	-
B858612	401	OFFICE SUPPLIES	-	-	-	30	-	-	-	-
B858612	402	OTHER SUPPLIES	-	-	-	30	-	-	-	-
B858612	403	POSTAGE	-	-	-	15	-	-	-	-
B858612	423	TELEPHONE	-	-	-	5	-	-	-	-
B858612	441	CONTRACED SERVICES	-	-	-	300	-	-	-	-
B858612	461	REPAIRS	-	-	-	-	-	-	-	-
B858612	463	FUEL	-	-	-	-	-	-	-	-
B858612	472	INDIRECT COSTS	556	556	556	556	-	-	-	-
B858612	801	RETIREMENT	-	-	-	-	-	-	-	-
B858612	802	F.I.C.A.	-	-	-	300	-	-	-	-
B858612	803	MEDICAL	-	-	-	500	-	-	-	-
B858612	806	WORKERS' COMPENSATION	-	-	-	129	-	-	-	-
<b>TOTAL SECTION 8 YMCA PROGRAM</b>			<b>556</b>	<b>556</b>	<b>556</b>	<b>5,870</b>	<b>-</b>	<b>-</b>	<b>-</b>	<b>-</b>



2021 - 2022 CITY OF UTICA BUDGET

SECTION 8 FUND

			2017-2018 ACTUAL EXPENDE	2018-2019 ACTUAL EXPENDE	2019-2020 ACTUAL EXPENDE	2020-2021 REVISED BUDGET	2021-2022 DEPARTMENT REQUESTED	2021-2022 MAYOR PROPOSED	2021-2022 E & A APPROVED	2021-2022 COUNCIL APPROVED
<b>SECTION 8 FSS GRANT PROGRAM</b>										
B858613	101	SALARIES	-	-	-	18,500	-	-	-	-
B858613	801	RETIREMENT	-	-	-	9,564	-	-	-	-
B858613	802	F.I.C.A.	-	-	-	7,400	-	-	-	-
B858613	803	MEDICAL	-	-	-	9,536	-	-	-	-
B858613	806	WORKERS' COMPENSATION	-	-	-	-	-	-	-	-
<b>TOTAL SECTION 8 FSS GRANT PROGRAM</b>			-	-	-	45,000	-	-	-	-
<b>GRAND TOTAL</b>			<u>6,906,994</u>	<u>6,857,922</u>	<u>6,895,605</u>	<u>7,066,153</u>	<u>7,070,853</u>	<u>7,070,853</u>	-	-

\*\* THIS BUDGET IS AN ESTIMATE PROVIDED BY THE SECTION 8 HOUSING ASSISTANT ADMINISTRATOR. MODIFICATION AND PROPER DISTRIBUTION WILL BE MADE UPON FINAL APPROVAL ON FUNDING.

**SECTION 8**  
**TABLE OF ORGANIZATION**

LOCATION B858611 SECTION 8 SALARIES

HIRE DATE	GROUF	JOB	JOB DESCRIPTION	GRADE	STEP	GRADE/STEP DATE	2020-2021 SALARY	2021-2022 SALARY	LONGEVITY AMOUNT
	CSEA	6515	HOUSING ASSISTANT ADMINISTRATOR	27	2	4/1/2013	68,939	68,939	-
6/1/1987	CSEA	6515	HOUSING ASSISTANT ADMINISTRATOR - PT				-	29,999	-
1/3/1984	CSEA	6503	HOUSING ASSISTANT INSPECTOR	21	2	1/3/2014	54,051	39,966	-
5/21/1984	CSEA	6505	HOUSING ASSISTANT REPRESENTATIVE	18	2	5/21/2014	47,889	47,889	6,372
1/4/1988	CSEA	6505	HOUSING ASSISTANT REPRESENTATIVE	18	2	4/1/2013	49,759	49,759	8,243
6/9/2008	CSEA	3030	HOUSING ASSISTANT REPRESENTATIVE	18	2	4/1/2013	41,583	41,583	1,980
10/7/2002	CSEA	6505	HOUSING ASSISTANT REPRESENTATIVE	16	2	4/1/2013	47,150	47,150	5,633
2/21/2006	CSEA	5456	ADMINSTRATIVE CLERK	16	2	10/1/2015	29,277	29,277	1,394
12/16/2020	CSEA	3030	PROVISIONAL ADMINISTRATIVE CLERK	16	0		34,719	34,719	-
9/10/2018	CSEA	7311	PROVISIONAL OUTREACH WORKER	16	0		38,523	38,523	-
	CSEA	6520	HOUSING ASSISTANCE REPRESENTATIVE	18	0	4/1/2011	41,517	41,517	-
<b>TOTAL SALARIES</b>							<b>453,406</b>	<b>469,320</b>	<b>23,622</b>



**URBAN RENEWAL FUND  
ESTIMATED REVENUES**

2021 - 2022 CITY OF UTICA BUDGET

			2017-2018	2018-2019	2019-2020	2020-2021	February 1, 2021	2021-2022	2021-2022	2021-2022	2021-2022
			ACTUAL	ACTUAL	ACTUAL	REVISED	2020-2021	DEPARTMENT	MAYOR	E & A	COUNCIL
			RECEIVED	RECEIVED	RECEIVED	BUDGET	YEAR-TO-DATE	REQUEST	PROPOSED	APPROVED	APPROVED
							ACTUAL				
<b>URBAN RENEWAL REVENUE</b>											
CU400	128901	DEVELOPER FEES	52,000	32,620	20,000	19,000	-	12,500	12,500	-	-
CU400	128902	TRANSACTION FEES	-	-	-	310,000	-	-	-	-	-
CU400	240101	INTEREST EARNINGS	1,584	1,220	1,233	250	884	300	300	-	-
CU400	240102	LOAN INTEREST	(5,250)	-	-	-	-	-	-	-	-
CU400	240103	TRAMOTANE TAXES	6,300	9,281	3,746	-	9,890	-	-	-	-
CU400	240104	TRAMOTANE RENT	8,856	2,683	7,984	11,000	2,660	12,000	12,000	-	-
CU400	241001	RENTAL OF PROPERTY	18,679	3,993	9,380	2,000	18,523	-	-	-	-
CU400	266001	SALE OF PROPERTY	410,241	367,016	657,167	525,000	-	550,000	550,000	-	-
CU400	270101	REFUND OF PRIOR YEARS' EXPEND.	10,300	1,631	-	-	-	-	-	-	-
CU400	277001	MISCELLANEOUS REVENUE	504	-	639	500	4,959	3,954	3,954	-	-
CU400	277002	ADVERTISING REVENUE	-	3,400	600	2,000	900	700	700	-	-
CU400	277003	COMPLETION CERTIFICATES	4,550	2,651	2,800	1,250	2,500	1,000	1,000	-	-
CU400	96000	APPROPRIATION OF FUND BALANCE	-	-	-	-	-	-	-	-	-
<b>TOTAL URBAN RENEWAL REVENUE</b>			<b>507,764</b>	<b>424,495</b>	<b>703,549</b>	<b>871,000</b>	<b>40,316</b>	<b>580,454</b>	<b>580,454</b>	<b>-</b>	<b>-</b>
<b>GRAND TOTAL</b>			<b>507,764</b>	<b>424,495</b>	<b>703,549</b>	<b>871,000</b>	<b>40,316</b>	<b>580,454</b>	<b>580,454</b>	<b>-</b>	<b>-</b>

**URBAN RENEWAL FUND  
ESTIMATED EXPENDITURES**



2021 - 2022 CITY OF UTICA BUDGET

URBAN RENEWAL AGENCY			2018-2018 ACTUAL EXPENDED	2018-2019 ACTUAL EXPENDED	2019-2020 ACTUAL EXPENDED	2020-2021 REVISED BUDGET	February 1, 2021 2020-2021 YEAR-TO-DATE ACTUAL	2021-2022 DEPARTMENT REQUESTED	2021-2022 MAYOR PROPOSED	2021-2022 E & A APPROVED	2021-2022 COUNCIL APPROVED
<b>URBAN RENEWAL EXPENDITURES</b>											
CU58620	101	SALARIES	152,638	100,414	120,918	111,483	53,267	121,483	-	-	-
CU58620	201	OFFICE EQUIPMENT	-	-	-	500	-	-	-	-	-
CU58620	202	OTHER EQUIPMENT	1,075	107	350	500	46	500	-	-	-
CU58620	203	AUTO EQUIPMENT	14,798	-	-	-	-	-	-	-	-
CU8620	206	COMPUTER SOFTWARE	-	-	-	-	-	-	-	-	-
CU58620	211	CAPITAL OUTLAY	-	-	142,662	190,700	56,992	-	-	-	-
CU58620	214	COMPUTER EQUIPMENT	-	-	912	2,000	-	-	-	-	-
CU58620	216	PROPERTY ACQUISITION	-	-	-	-	7,057	75,000	-	-	-
CU58620	401	OFFICE SUPPLIES	-	-	-	-	3,954	-	-	-	-
CU58620	402	OTHER SUPPLIES	4,004	6,309	5,067	5,500	-	2,500	-	-	-
CU58620	403	POSTAGE	370	157	74	100	23	100	-	-	-
CU58620	404	PRINTING	33	-	66	150	-	150	-	-	-
CU58620	407	ADVERTISING	15,886	15,109	15,976	17,000	12,036	17,000	-	-	-
CU58620	408	EDUCATION & TRAINING	-	260	-	-	-	-	-	-	-
CU58620	409	TRAVEL	-	261	-	-	-	-	-	-	-
CU58620	421	HEAT	16,726	13,328	14,315	12,000	2,754	12,000	-	-	-
CU58620	422	ELECTRIC	9,919	3,682	2,889	9,000	2,743	9,000	-	-	-
CU58620	423	TELEPHONE	928	887	647	1,000	-	1,000	-	-	-
CU58620	424	WATER	1,312	632	658	700	548	800	-	-	-
CU58620	431	INSURANCE	26,518	32,246	26,052	30,000	19,320	22,000	-	-	-
CU58620	433	DEMOLITIONS	-	-	-	150,000	11,816	54,000	-	-	-
CU58620	441	CONTRACTED SERVICES	15,512	143,838	44,152	30,000	25,047	50,450	-	-	-
CU58620	444	LEGAL	29,001	3,232	36,901	160,000	9,594	80,000	-	-	-

2021 - 2022 CITY OF UTICA BUDGET

URBAN RENEWAL AGENCY			2018-2018 ACTUAL EXPENDED	2018-2019 ACTUAL EXPENDED	2019-2020 ACTUAL EXPENDED	2020-2021 REVISED BUDGET	February 1, 2021 2020-2021 YEAR-TO-DATE ACTUAL	2021-2022 DEPARTMENT REQUESTED	2021-2022 MAYOR PROPOSED	2021-2022 E & A APPROVED	2021-2022 COUNCIL APPROVED
<b>URBAN RENEWAL EXPENDITURES CON'T.</b>											
CU58620	451	RENTAL OR LEASE	-	9,560	-	-	-	-	-	-	-
CU58620	461	REPAIRS	71,592	1,411	2,973	7,000	-	5,000	-	-	-
CU58620	462	VEHICLE MAIN/REPAIRS	406	56	-	500	56	1,000	-	-	-
CU58620	463	FUEL	1,825	2,071	2,727	2,000	1,643	2,000	-	-	-
CU58620	471	MISCELLANEOUS	18,078	1,962	(6,901)	1,143	-	-	-	-	-
CU58620	472	INDIRECT COSTS	97,000	97,000	-	97,000	-	97,000	-	-	-
CU58620	801	RETIREMENT	17,671	13,657	10,782	9,000	5,968	6,627	-	-	-
CU58620	802	F.I.C.A.	11,617	7,677	7,338	9,500	4,075	9,293	-	-	-
CU58620	803	MEDICAL	29,683	10,687	9,888	20,224	49	10,000	-	-	-
CU58620	806	WORKERS' COMPENSATION	3,875	3,875	17,808	4,000	4,000	3,551	-	-	-
<b>TOTAL URBAN RENEWAL EXPENDITURES</b>			<b>540,463</b>	<b>468,418</b>	<b>456,254</b>	<b>871,000</b>	<b>220,988</b>	<b>580,454</b>	<b>-</b>	<b>-</b>	<b>-</b>
<b>GRAND TOTAL</b>			<b>540,463</b>	<b>468,418</b>	<b>456,254</b>	<b>871,000</b>	<b>220,988</b>	<b>580,454</b>	<b>-</b>	<b>-</b>	<b>-</b>

**URBAN RENEWAL FUND  
TABLE OF ORGANIZATION**



LOCATION CU58620 URBAN RENEWAL AGENCY SALARIES

<u>HIRE DATE</u>	<u>GROUP</u>	<u>JOB</u>	<u>JOB DESCRIPTION</u>	<u>GRADE</u>	<u>GRADE/STEP DATE</u>	<u>2020-2021 SALARY</u>	<u>2021-2022 SALARY</u>	<u>LONGEVITY AMOUNT</u>
1/17/2012	NONW	7601	ALLEN, GENE A		4/1/2015	46,283	51,283	-
	NONW	7603	VACANT			43,358	43,358	-
	NONW	8650	SECRETARY			-	-	-
	NONW	8611	ADMINISTRATIVE AIDE			-	-	-
						<u>89,641</u>	<u>94,641</u>	<u>-</u>
			ADD: CHARGEBACK OF SALARY FOR UED SECRETARY			-	5,000	
			ADD: 50% CHARGEBACK OF SALARY FOR DEVELOPMENT ADMINISTRATOR			<u>21,842</u>	<u>21,842</u>	
			<b>TOTAL SALARIES</b>			<b><u>111,483</u></b>	<b><u>121,483</u></b>	

**GOLF FUND  
ESTIMATED REVENUES**

2021 - 2022 CITY UTICA BUDGET

GOLF FUND			2017-2018 ACTUAL RECEIVED	2018-2019 ACTUAL RECEIVED	2019-2020 ACTUAL RECEIVED	2020-2021 REVISED BUDGET	February 1, 2021 2020-2021 YEAR-TO-DATE ACTUAL	2021-2022 DEPARTMENT REQUESTED	2021-2022 MAYOR PROPOSED	2021-2022 E & A APPROVED	2021-2022 COUNCIL APPROVED
<b>GOLF REVENUE</b>											
CR400	202501	SEASON MEMBERSHIPS	53,985	58,250	46,723	75,000	55,045	50,000	50,000	-	-
CR400	202502	GREENS FEES	43,418	45,729	34,774	57,000	260,846	252,000	252,000	-	-
CR400	202503	CART RENTALS	94,647	112,426	91,434	110,300	121,267	127,700	127,700	-	-
CR400	202504	TOURNAMENT FEES	49,800	41,030	44,532	50,000	1,814	-	-	-	-
CR400	202505	LOCKER RENTALS	-	-	-	-	-	-	-	-	-
CR400	202507	SEASONAL/PROMOTIONAL FEES	115,546	102,727	97,250	132,000	6,284	-	-	-	-
CR400	202508	MISCELLANEOUS	250	771	45	200	55	100	100	-	-
CR400	202509	SNACK BAR	-	-	-	-	-	-	-	-	-
CR400	240101	INTEREST EARNINGS	20	47	41	50	5	-	-	-	-
<b>TOTAL GOLF REVENUE</b>			<b>357,667</b>	<b>360,980</b>	<b>314,799</b>	<b>424,550</b>	<b>445,316</b>	<b>429,800</b>	<b>429,800</b>	<b>-</b>	<b>-</b>
<b>GRAND TOTAL</b>			<b>357,667</b>	<b>360,980</b>	<b>314,799</b>	<b>424,550</b>	<b>445,316</b>	<b>429,800</b>	<b>429,800</b>	<b>-</b>	<b>-</b>



**GOLF FUND  
ESTIMATED EXPENDITURES**

2021 - 2022 CITY OF UTICA BUDGET

GOLF FUND			2017-2018	2018-2019	2019-2020	2020-2021	February 1, 2021	2021-2022	2021-2022	2021-2022	2021-2022
			ACTUAL EXPENDED	ACTUAL EXPENDED	ACTUAL EXPENDED	REVISED BUDGET	2020-2021 YEAR-TO-DATE ACTUAL	DEPARTMENT REQUESTED	MAYOR PROPOSED	E & A APPROVED	COUNCIL APPROVED
<b>GOLF EXPENDITURES</b>											
CR57180	101	SALARIES - GROUNDS	93,592	84,971	57,646	57,206	47,965	102,500	102,500	-	-
CR57180	1011	SALARIES - GOLF	-	-	29,999	29,999	29,999	29,999	29,999	-	-
CR57180	102	WAGES	44,821	14,875	-	29,999	32,026	29,999	29,999	-	-
CR57180	103	OVERTIME PAY	-	5,384	8,050	8,336	6,852	8,300	8,300	-	-
CR57180	202	OTHER EQUIPMENT	-	1,046	668	20,000	6,256	2,000	2,000	-	-
CR57180	401	OFFICE SUPPLIES	32	-	-	300	264	300	300	-	-
CR57180	402	OTHER SUPPLIES	10,997	11,535	13,223	15,000	8,926	14,000	14,000	-	-
CR57180	406	MEMBERSHIPS	455	530	550	800	400	-	-	-	-
CR57180	407	ADVERTISING	697	508	-	2,000	-	-	-	-	-
CR57180	408	EDUCATION & TRAINING	-	-	-	500	-	500	500	-	-
CR57180	421	HEAT SERVICE	-	-	-	-	-	-	-	-	-
CR57180	422	ELECTRIC SERVICE	-	-	-	-	-	-	-	-	-
CR57180	423	TELEPHONE	3,249	3,166	3,575	5,000	2,013	3,200	3,200	-	-
CR57180	424	WATER SERVICE	10,950	9,999	11,973	15,000	9,779	15,000	15,000	-	-
CR57180	431	INSURANCE	-	-	-	-	-	-	-	-	-
CR57180	441	CONTRACTED SERVICES	86,972	80,334	2,221	2,000	1,324	2,000	2,000	-	-
CR57180	4412	CONTRACTUAL - GROUNDS - LABOR	-	-	68,888	85,011	51,250	60,700	60,700	-	-
CR57180	4413	CONTRACTUAL - GOLF - LABOR	-	-	23,058	27,298	18,132	28,500	28,500	-	-
CR57180	44202	BANK FEES	3,047	3,378	2,950	3,500	10,837	11,500	11,500	-	-
CR57180	451	RENTAL/LEASE	48,635	40,091	30,639	51,000	43,842	49,000	49,000	-	-
CR57180	461	REPAIRS	9,639	9,265	8,361	10,000	7,901	10,000	10,000	-	-
CR57180	463	FUEL	10,391	13,077	8,878	12,000	11,544	12,500	12,500	-	-
CR57180	471	MISCELLANEOUS	370	-	-	1,232	23	-	-	-	-
CR57180	472	INDIRECT COSTS	2,000	2,000	2,000	2,000	-	2,000	2,000	-	-

2021 - 2022 CITY OF UTICA BUDGET

GOLF FUND		2017-2018	2018-2019	2019-2020	2020-2021	February 1, 2021	2021-2022	2021-2022	2021-2022	2021-2022
		ACTUAL EXPENDED	ACTUAL EXPENDED	ACTUAL EXPENDED	REVISED BUDGET	YEAR-TO-DATE ACTUAL	DEPARTMENT REQUESTED	MAYOR PROPOSED	E & A APPROVED	COUNCIL APPROVED
<b>GOLF EXPENDITURES CON'T.</b>										
CR57180	801 RETIREMENT	12,568	9,894	5,506	15,398	6,143	11,000	11,000	-	-
CR57180	802 F.I.C.A.	10,460	7,850	7,098	6,671	8,593	12,502	12,502	-	-
CR57180	803 MEDICAL	52,925	37,266	35,702	20,000	16,323	20,000	20,000	-	-
CR57180	805 UNEMPLOYMENT	4,838	-	-	-	-	-	-	-	-
CR57180	806 WORKERS' COMPENSATION	4,321	4,325	4,300	4,300	4,300	4,300	4,300	-	-
<b>TOTAL GOLF EXPENDITURES</b>		<b>410,959</b>	<b>339,494</b>	<b>325,285</b>	<b>424,550</b>	<b>324,692</b>	<b>429,800</b>	<b>429,800</b>	<b>-</b>	<b>-</b>
<b>GRAND TOTAL</b>		<b>410,959</b>	<b>339,494</b>	<b>325,285</b>	<b>424,550</b>	<b>324,692</b>	<b>429,800</b>	<b>429,800</b>	<b>-</b>	<b>-</b>



**GOLF FUND**  
**TABLE OF ORGANIZATION**

LOCATION CR7180 GOLF SALARIES - GROUNDS

HIRE DATE	GROUP	JOB	JOB DESCRIPTION	GRADE	STEP	GRADE/STEP DATE	2020-2021 SALARY	2021-2022 SALARY
7/10/2017	CSEA	9100	GOLF COURSE SUPERINTENDENT TBD	26	2	5/27/2015	57,206 -	57,206 45,294
<b>TOTAL SALARIES</b>							<b>57,206</b>	<b>102,500</b>

LOCATION CR7180 GOLF SALARIES - GOLF

HIRE DATE	GROUP	JOB	JOB DESCRIPTION	GRADE	STEP	GRADE/STEP DATE	2020-2021 SALARY	2021-2022 SALARY
4/4/2011	NOBE	9110	PART-TIME GOLF PRO				29,999	29,999
<b>TOTAL SALARIES</b>							<b>29,999</b>	<b>29,999</b>

LOCATION CR7180 GOLF SALARIES - GOLF

HIRE DATE	GROUP	JOB	JOB DESCRIPTION	GRADE	STEP	GRADE/STEP DATE	2020-2021 SALARY	2021-2022 SALARY
	NOBE	9110	TEMPORARY LABOROR				30,000	30,000
<b>TOTAL WAGES</b>							<b>30,000</b>	<b>30,000</b>