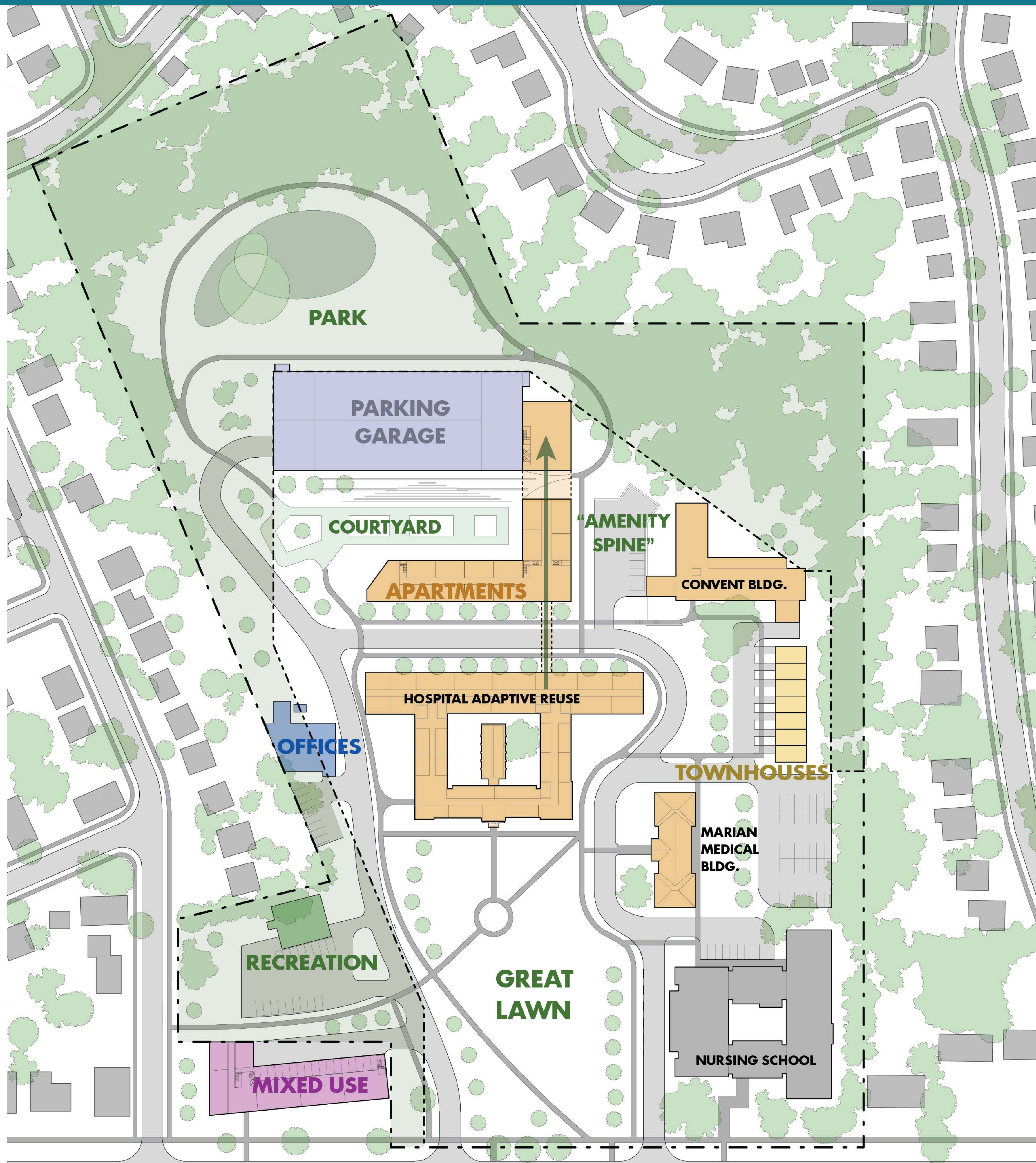


# ST. ELIZABETH HOSPITAL CAMPUS REUSE MASTER PLAN



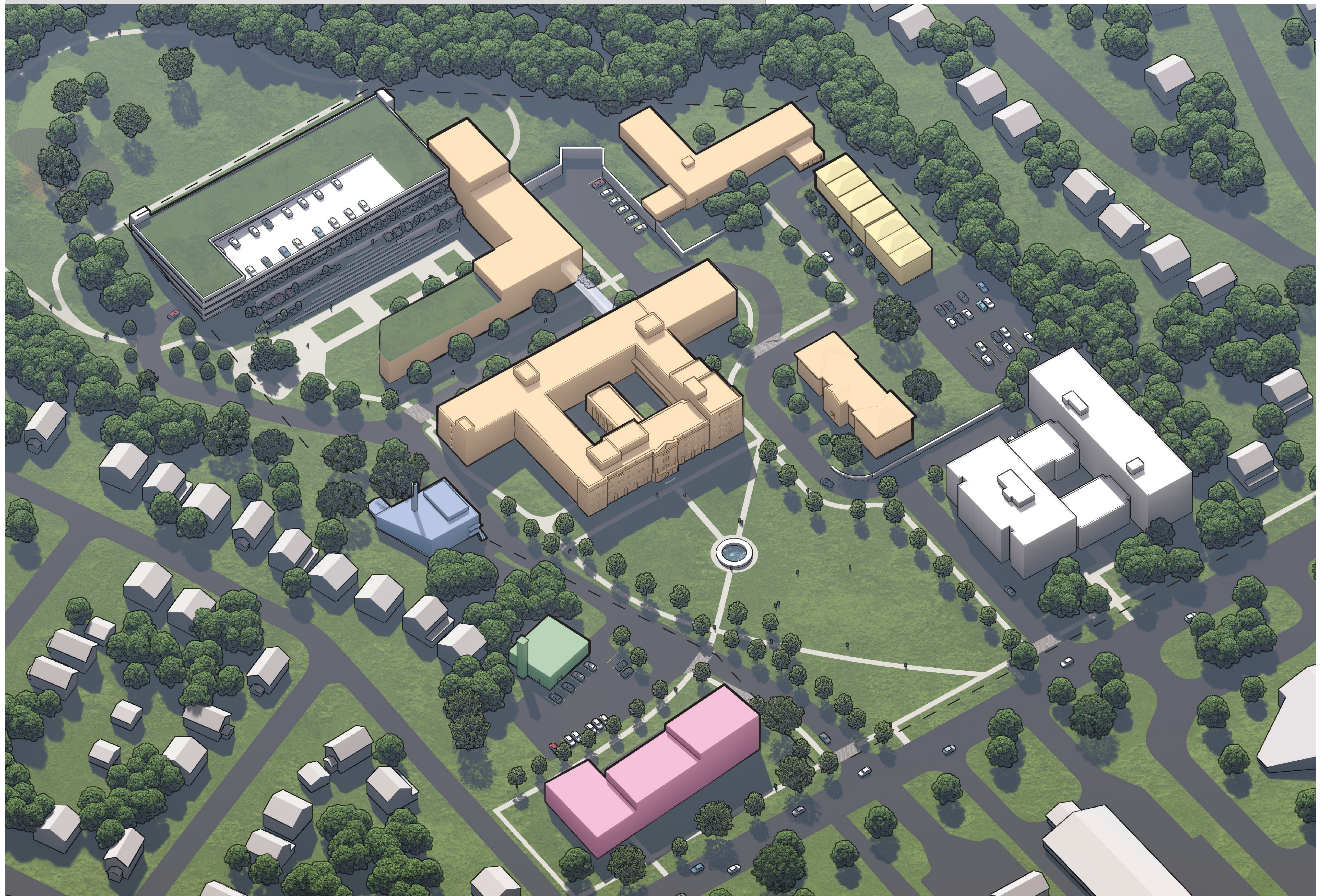
## RESIDENTIAL REUSE HISTORIC ADAPTIVE REUSE

### 252 TOTAL HOUSING UNITS

89	NEW BUILD APARTMENTS
7	NEW BUILD TOWNHOUSES
156	ADAPTIVE REUSE UNITS
3	RETAIL SPACES

### FINANCIAL INFORMATION

\$11.9 M	DEMOLITION *NOT INCLUDING SITE WORK
\$97.7 M	CONSTRUCTION
\$109.6 M	DEMO + CONSTRUCTION
\$435 k	PER NEW BUILD UNIT COST
\$351 k	PER REUSE UNIT COST *NET OF HTC'S



# ST. ELIZABETH HOSPITAL CAMPUS REUSE MASTER PLAN

## RESIDENTIAL REUSE HISTORIC ADAPTIVE REUSE

### PRECEDENT IMAGES



# ST. ELIZABETH HOSPITAL CAMPUS REUSE MASTER PLAN

## SINGLE FAMILY HOUSES COMPLETE DEMO / NEW BUILD

**51 TOTAL HOUSING UNITS**

**33** NEW BUILD HOUSES

**18** NEW BUILD TOWNHOUSES

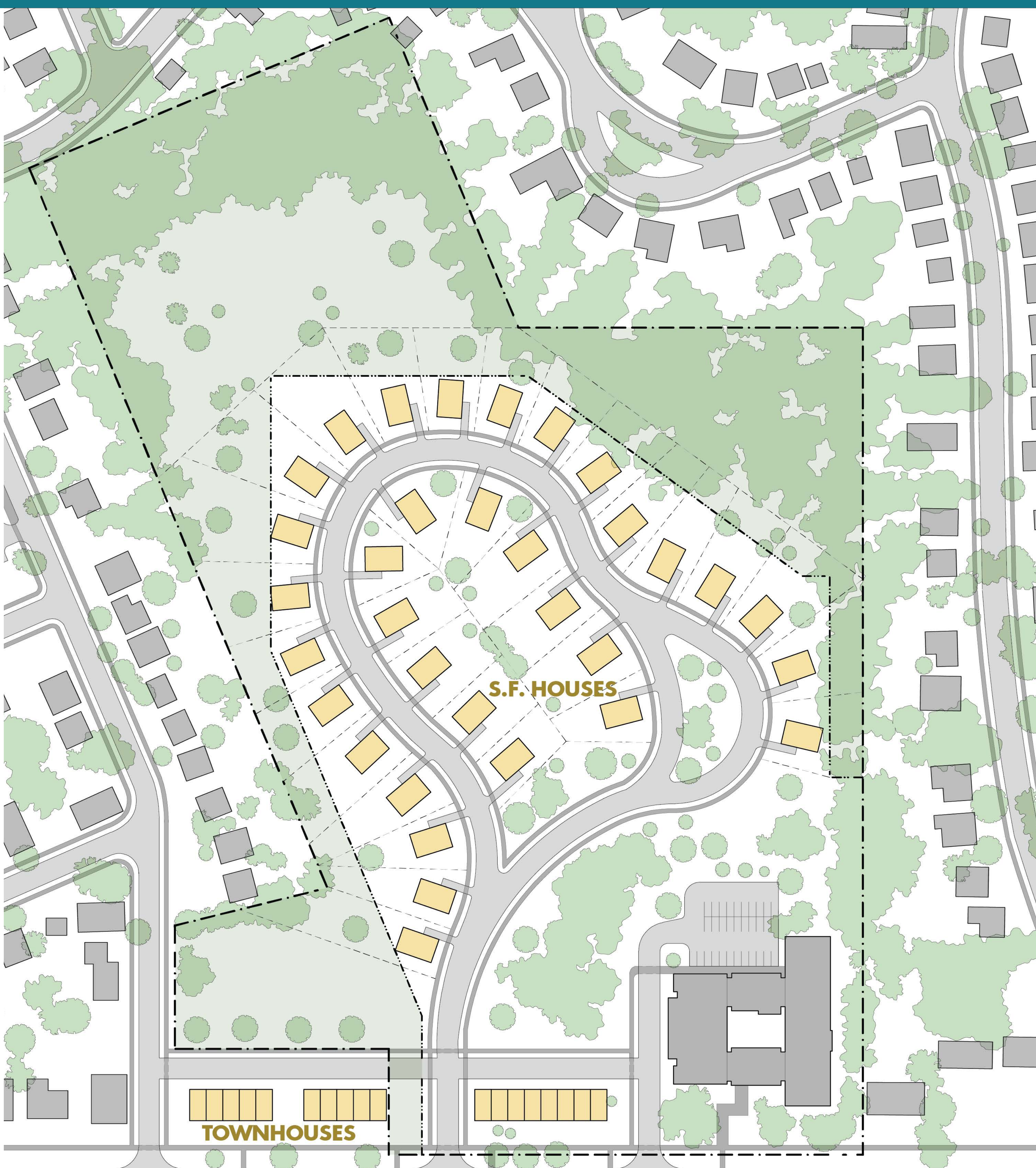
## FINANCIAL INFORMATION

**\$20.9 M** DEMOLITION  
\*NOT INCLUDING SITE WORK

**\$25.2 M** CONSTRUCTION

**\$46.1 M** DEMO + CONSTRUCTION

**\$905 k** PER NEW BUILD UNIT COST



# ST. ELIZABETH HOSPITAL CAMPUS REUSE MASTER PLAN

## SINGLE FAMILY HOUSES

COMPLETE DEMO / NEW BUILD

### PRECEDENT IMAGES



# ST. ELIZABETH HOSPITAL CAMPUS REUSE MASTER PLAN

## TOWNHOUSES

COMPLETE DEMO / NEW BUILD

**107 TOTAL HOUSING UNITS**

**107** NEW BUILD TOWNHOUSES

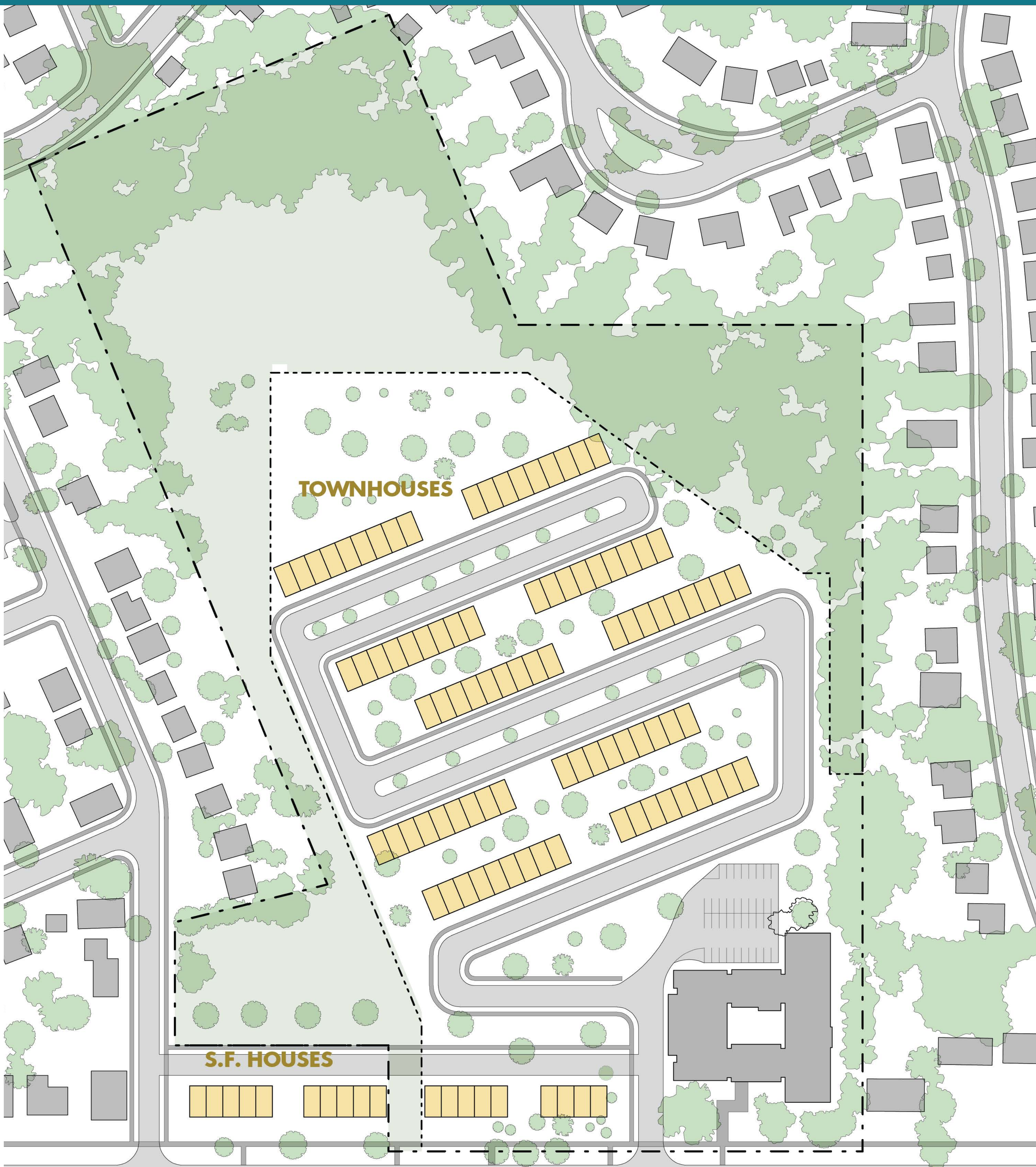
## FINANCIAL INFORMATION

**\$20.9 M** DEMOLITION  
\*NOT INCLUDING SITE WORK

**\$53.0 M** CONSTRUCTION

**\$73.9 M** DEMO + CONSTRUCTION

**\$690 k** PER NEW BUILD UNIT COST




# ST. ELIZABETH HOSPITAL CAMPUS REUSE MASTER PLAN

## TOWNHOUSES

COMPLETE DEMO / NEW BUILD

### PRECEDENT IMAGES



# ST. ELIZABETH HOSPITAL CAMPUS REUSE MASTER PLAN

## MULTIFAMILY NEW COMPLETE DEMO / NEW BUILD

**237 TOTAL HOUSING UNITS**

**237** NEW BUILD APARTMENTS

**3** RETAIL SPACES

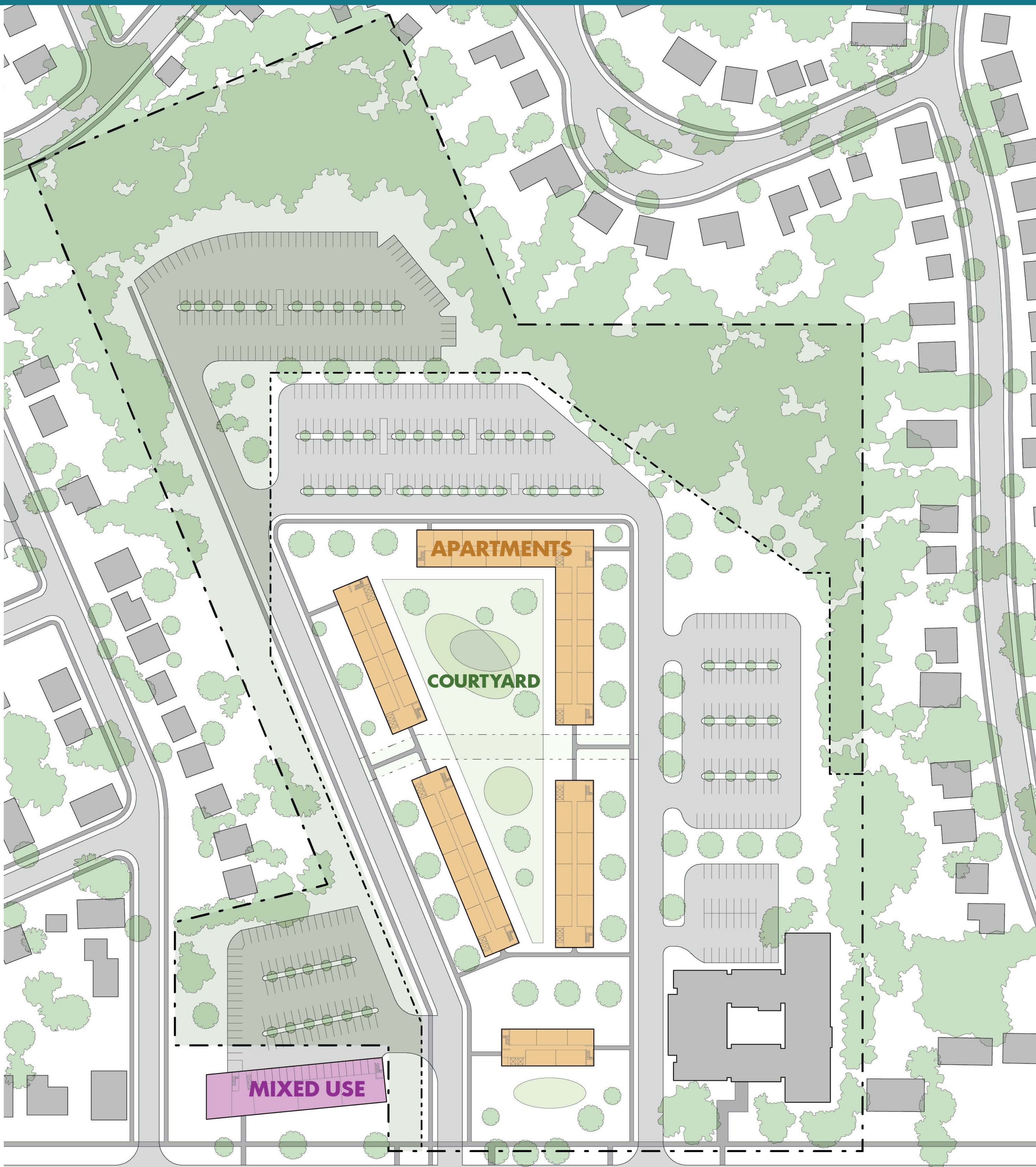
## FINANCIAL INFORMATION

**\$20.9 M** DEMOLITION  
\*NOT INCLUDING SITE WORK

**\$82.6 M** CONSTRUCTION

**\$103.4 M** DEMO + CONSTRUCTION

**\$436 k** PER NEW BUILD UNIT COST



# ST. ELIZABETH HOSPITAL CAMPUS REUSE MASTER PLAN

## MULTIFAMILY NEW COMPLETE DEMO / NEW BUILD

### PRECEDENT IMAGES





# ST. ELIZABETH HOSPITAL CAMPUS REUSE MASTER PLAN



## SINGLE FAMILY HOUSES

COMPLETE DEMO / NEW BUILD

**51 TOTAL HOUSING UNITS**

**\$20.9 M** DEMOLITION  
\*NOT INCLUDING SITE WORK

**\$25.2 M** CONSTRUCTION

**\$46.1 M** DEMO + CONSTRUCTION

**\$905 k** PER NEW BUILD UNIT COST



## TOWNHOUSES

COMPLETE DEMO / NEW BUILD

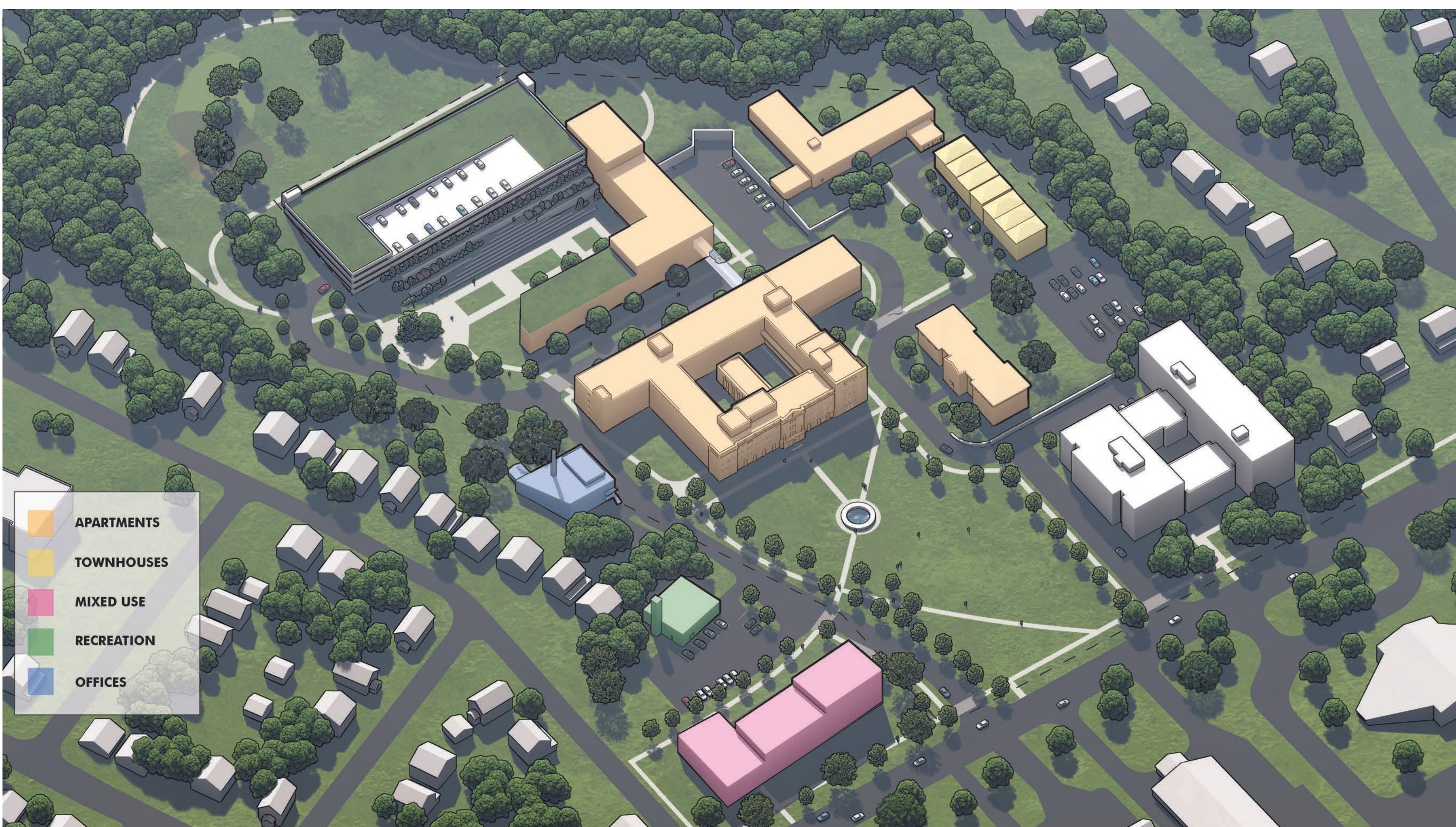
**107 TOTAL HOUSING UNITS**

**\$20.9 M** DEMOLITION  
\*NOT INCLUDING SITE WORK

**\$53.0 M** CONSTRUCTION

**\$73.9 M** DEMO + CONSTRUCTION

**\$690 k** PER NEW BUILD UNIT COST



## RESIDENTIAL REUSE

HISTORIC ADAPTIVE REUSE

**252 TOTAL HOUSING UNITS**

**\$11.9 M** DEMOLITION  
\*NOT INCLUDING SITE WORK

**\$97.7 M** CONSTRUCTION

**\$109.6 M** DEMO + CONSTRUCTION

**\$435 k** PER NEW BUILD UNIT COST

**\$351 k** PER REUSE UNIT COST  
\*NET OF HTCS



## MULTIFAMILY NEW

COMPLETE DEMO / NEW BUILD

**237 TOTAL HOUSING UNITS**

**\$20.9 M** DEMOLITION  
\*NOT INCLUDING SITE WORK

**\$82.6 M** CONSTRUCTION

**\$103.4 M** DEMO + CONSTRUCTION

**\$436 k** PER NEW BUILD UNIT COST